

Connecticut's Largest Cities



Bridgeport

Hartford

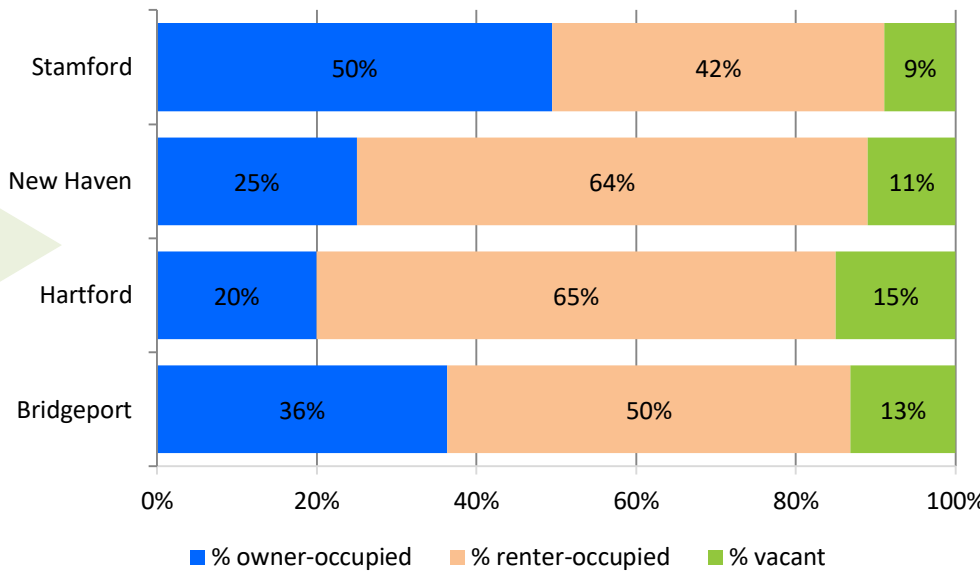
New Haven

Stamford

These largest cities represent **8%** of Connecticut's **67%** homeowners and **27%** percent renters.

Renter-occupied households exceed the number of homeowners in each city except for Stamford.

Hartford has the lowest number of owner-occupied households, followed by New Haven.



Source: American Community Survey DP04 - 2013-2017 5-year estimate

Household Income & Cost Burden

A look at the percent of households spending 30% or more on housing by income bracket.

		≤\$20,000	\$20,001-\$49,999	≥\$50,000
Bridgeport	Homeowner	7%	18%	17%
	Renter	27%	27%	4%
Hartford	Homeowner	7%	19%	11%
	Renter	29%	24%	1%
New Haven	Homeowner	7%	18%	15%
	Renter	25%	27%	4%
Stamford	Homeowner	5%	12%	20%
	Renter	11%	24%	16%

Both homeowners and renters earning less than \$49,999 per year spend more than 30% of their income on housing related costs.

Source: American Community Survey 2013-2017 Financial Characteristic S2503

Connecticut's Largest Cities



Bridgeport

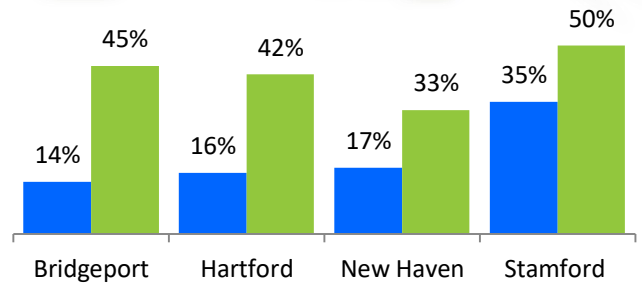
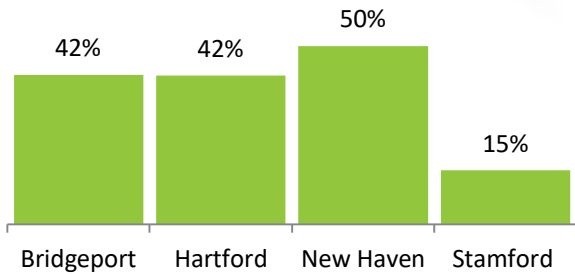
Hartford

New Haven

Stamford

Age of Housing Stock

While most homes were built prior to 1939, Stamford's housing stock was relatively newer, boasting 35% of homes built 1980 or after.



% of homes built prior to 1939

■ built 1980 or after

■ built 1940 to 1979

Source: American Community Survey DP04 - 2013-2017 5-year estimate

The Age of Our Residents

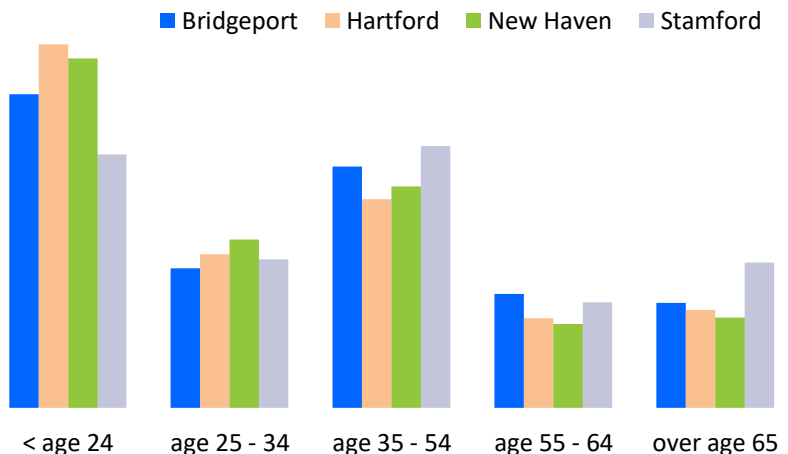


Bridgeport/Stamford - the most residents between ages 35 and 54

Hartford - the most residents under the age of 24

New Haven - the least residents between ages 55 and 64

Stamford - the most residents over age 65



Source: American Community Survey 2017 1-year estimate S0701