



LOAN PROGRAM OUTLINES & UNDERWRITING GUIDES

999 West Street, Rocky Hill, CT 06067-4005
Phone: (860) 721-9501 Fax: (860) 571-3550
Website: www.chfa.org

Table of Contents

<i>Loan Program Outlines & Underwriting Guides</i>	Pages 2 - 7
<i>CHFA Hazard Insurance Reference Guides</i>	Pages 8
203(k) - FHA Rehabilitation Mortgage Programs	Pages 9 - 12
CHFA Conventional (Insured & Uninsured) AMI Loan Program (CALP)	Pages 13 - 16
CHFA Insured Pilot Program	Pages 17 - 19
Downpayment Assistance Program	Pages 20 - 24
HFA Advantage[®] and HFA Advantage[®] Uninsured Programs	Pages 25 - 28
HFA Preferred[™] and HFA Preferred[™] Uninsured Programs	Pages 29 - 32
Home of Your Own Program	Pages 33 - 35
Homebuyer Mortgage Program (Regular)	Pages 36 - 38
Homeownership Mortgage Program	Pages 39 - 42
Military Homeownership Program	Pages 43 - 46
Mobile Manufactured Home Loan Program	Pages 47 - 49
Police Homeownership Program	Pages 50 - 53
Reverse Annuity Mortgage (RAM) Program	Pages 54 - 56
Teachers Mortgage Assistance Program	Pages 57 - 60
<i>CHFA Loan Processing Success Tips</i>	Pages 61 - 63
<i>CHFA Single Family – Contact Information</i>	Page 64

CHFA LOAN PROGRAM OUTLINES & UNDERWRITING GUIDES

****LENDER MUST CHOOSE APPLICABLE PROGRAM TYPE AT RESERVATION****

- ✓ **HFA ADVANTAGE[®] (PMI)** - or - **HFA ADVANTAGE[®] UNINSURED** – Conventional Financing.
- ✓ **HFA PREFERRED[™] (PMI)** - or - **HFA PREFERRED[™] UNINSURED** – Conventional Financing.
- ✓ **HOME OF YOUR OWN PROGRAM** – Individual with disability or a household member.
- ✓ **HOMEOWNERSHIP PROGRAM** – Applicants in Public Housing.
- ✓ **MILITARY PROGRAMS** – Members of U.S. Military, Reserve or National Guard, U.S. military veterans and some widowed military spouses or civil union partners.
- ✓ **POLICE PROGRAM** – Limited to Police in Participating Towns or State Programs.
- ✓ **REGULAR HOMEBUYER PROGRAM** – Eligible applicants purchasing a home anywhere in Connecticut insured by FHA, VA, USDA –RD or under one of the CHFA designated Special Programs.
- ✓ **TEACHERS PROGRAM** – Teachers in eligible Priority and Transitional School Districts or who teach in designated Subject Matter Shortage areas.

HFA ADVANTAGE® - (FHLMC)

HFA ADVANTAGE® : 1 Fam Residential & FHLMC Eligible Condo: Minimum Credit Score ≥ 620			
Program Type	HFA Advantage®		
Property Type	1 Unit and Condominiums		
Maximum LTV	97%		
Minimum Credit Score	≥ 620		
LPA Approval Required	YES		
Manual Underwrite	Not Allowed		
Eligible for CHFA DAP (Maximum CLTV = 100%) <i>(Maximum CLTV with other Subordinate Financing = 105%)</i>	LTV	Maximum DAP Allowed	Borrower Contribution
	97%	3%	0%
Servicer	Idaho Housing and Finance Association (IHFA) <i>(HomeLoanServ for loss payee clauses & Servicing Transfer Notice)</i>		
All applicable FHLMC, CHFA and Insurer Underwriting Guidelines apply.			

HFA ADVANTAGE® <u>UNINSURED</u> : 1 Fam Residential & FHLMC Eligible Condo: Minimum Credit Score ≥ 620	
Program Type	HFA Advantage® Uninsured
Property Type	1 Unit and Condominiums
Maximum LTV	≤80%
Minimum Credit Score	≥ 620
LPA Approval Required	YES
Manual Underwrite	Not Allowed
Servicer	Idaho Housing and Finance Association (IHFA) <i>(HomeLoanServ for loss payee clauses & Servicing Transfer Notice)</i>
All applicable FHLMC, CHFA and Insurer Underwriting Guidelines apply.	

HFA PREFERRED™ – (FNMA)

HFA PREFERRED™ : 1 Fam Residential & FNMA Eligible Condo: Minimum Credit Score 620			
Program Type	HFA Preferred™		
Property Type	1 Unit and Condominiums		
Maximum LTV	97%		
Minimum Credit Score	620		
DU Approval Required	YES		
Manual Underwrite – Not Allowed	Except for loans <u>without credit scores</u> that are eligible following FNMA underwriting guidelines.		
Eligible for CHFA DAP (Maximum CLTV = 100%) <i>(Maximum CLTV with other Subordinate Financing = 105%)</i>	LTV	Maximum DAP Allowed	Borrower Contribution
	97%	3%	0%
Servicer	Idaho Housing and Finance Association (IHFA) <i>(HomeLoanServ for loss payee clauses & Servicing Transfer Notice)</i>		
<i>All applicable FNMA, CHFA and Insurer Underwriting Guidelines apply.</i>			

HFA Preferred™ : 2 - 4 Fam Residential: Minimum Credit Score 620			
Program Type	HFA Preferred™		
Property Type	2 – 4 Units		
Maximum LTV	95%		
Minimum Credit Score	620		
DU Approval Required	YES		
Manual Underwrite – Not Allowed	Except for loans <u>without credit scores</u> that are eligible following FNMA underwriting guidelines.		
Eligible for CHFA DAP (Maximum CLTV = 97%) <i>(Maximum CLTV with other Subordinate Financing = 105%)</i>	LTV	Maximum DAP Allowed	Borrower Contribution
	95%	2%	3% (Funds must come from Borrowers own funds – Gift funds are not acceptable)
Servicer	Idaho Housing and Finance Association (IHFA) <i>(HomeLoanServ for loss payee clauses & Servicing Transfer Notice)</i>		
All applicable FNMA, CHFA and Insurer Underwriting Guidelines apply.			

HFA PREFERRED™ – (FNMA)

HFA PREFERRED™ <u>UNINSURED</u> : 1–4 Fam Residential & FNMA Eligible Condo: Minimum Credit Score 620	
Program Type	HFA Preferred™ Uninsured
Property Type	1 – 4 Unit and Condominiums
Maximum LTV	≤80%
Minimum Credit Score	620
DU Approval Required	YES
Manual Underwrite – Not Allowed	Except for loans <u>without credit scores</u> that are eligible following FNMA underwriting guidelines.
Servicer	Idaho Housing and Finance Association (IHFA) <i>(HomeLoanServ for loss payee clauses & Servicing Transfer Notice)</i>
<i>All applicable FNMA, CHFA and Insurer Underwriting Guidelines apply.</i>	

HFA PREFERRED™ <u>UNINSURED</u> : 1–4 Fam Residential & FNMA Eligible Condo: Minimum Credit Score ≤ 619	
Program Type	HFA Preferred™ Uninsured
Property Type	1 – 4 Unit and Condominiums
Maximum LTV	≤ 80%
Minimum Credit Score	≤ 619
DU Approval - or - Manual Underwrite	YES
Servicer	AmeriNat
<i>All applicable FNMA, CHFA and Insurer Underwriting Guidelines apply. Manual underwrite must be in compliance with CHFA, Insurer and Investor guidelines.</i>	

GOVERNMENT LOANS

FHA GOVERNMENT LOAN: 1 - 4 Fam Residential & Approved Condo: Minimum Credit Score ≥ 620	
Program Type Insurer	FHA Insured
Property Type	1 – 4 Unit and Condominiums
Maximum LTV	80.01% - 96.5%
Minimum Credit Score	620
AUS Approval Required	YES
Manual Underwrite (<i>if applicable</i>)	YES
Eligible for CHFA DAP	Maximum 3.5% (<i>Down payment only</i>)
Borrower Contribution Required	Not Applicable
Servicer	Service Released – Idaho Housing and Finance Association (IHFA) (HomeLoanServ for loss payee clauses & Servicing Transfer Notice) Service Retained - keep loan for servicing
<i>All applicable CHFA and FHA Underwriting Guidelines apply - Manual underwrite must be in compliance with CHFA and FHA guidelines.</i>	

FHA GOVERNMENT LOAN: 1 - 4 Fam Residential & Approved Condo: Minimum Credit Score ≥ 600 - 619	
Program Type Insurer	FHA Insured
Property Type	1 – 4 Unit and Condominiums
Maximum LTV	80.01% - 96.5%
Minimum Credit Score	600 - 619
AUS Approval Required	YES
Manual Underwrite – Not Allowed	NO
Eligible for CHFA DAP	Maximum 3.5% (<i>Down payment only</i>)
Borrower Contribution Required	Not Applicable
Servicer	Service Released – Idaho Housing and Finance Association (IHFA) (HomeLoanServ for loss payee clauses & Servicing Transfer Notice) Service Retained - keep loan for servicing
<i>All applicable CHFA and FHA Underwriting Guidelines apply.</i>	

FHA GOVERNMENT LOAN: 1 - 4 Fam Residential & Approved Condo: Minimum Credit Score ≤ 618	
Program Type Insurer	FHA Insured
Property Type	1 – 4 Unit and Condominiums
Maximum LTV	80.01% - 96.5%
Minimum Credit Score	≤ 618
AUS Approval or	Not Required
Manual Underwrite	YES
Eligible for CHFA DAP	Maximum 3.5% (<i>Down payment only</i>)
Borrower Contribution Required	Not Applicable
Servicer	Service Released – AmeriNat Service Retained - keep loan for servicing
<i>All applicable CHFA and FHA Underwriting Guidelines apply - Manual underwrite must be in compliance with CHFA and FHA guidelines.</i>	

GOVERNMENT LOANS

VA & USDA GOVERNMENT LOAN: 1 - 4 Fam Residential & Approved Condo: Minimum Credit Score ≥ 620

Program Type Insurer	VA or USDA Guaranty
Property Type	1 – 4 Unit and Condominiums - VA 1 Unit and Condominiums Only - USDA
Maximum LTV	80.01% - 100% (LTV may exceed 100% when adding Funding or Guaranty Fee)
Minimum Credit Score	620
AUS Approval Required or	YES
Manual Underwrite (if applicable)	YES
Eligible for CHFA DAP	NO
Borrower Contribution Required	Not Applicable
Servicer	Service Released – Idaho Housing and Finance Association (IHFA) (HomeLoanServ for loss payee clauses & Servicing Transfer Notice) Service Retained - keep loan for servicing
All applicable CHFA and VA or USDA Underwriting Guidelines apply - Manual underwrite must be in compliance with CHFA, VA or USDA guidelines.	

VA & USDA GOVERNMENT LOAN: 1 - 4 Fam Residential & Approved Condo: Minimum Credit Score ≥ 600-619

Program Type Insurer	VA or USDA Guaranty
Property Type	1 – 4 Unit and Condominiums - VA 1 Unit and Condominiums Only - USDA
Maximum LTV	80.01% - 100% (LTV may exceed 100% when adding Funding or Guaranty Fee)
Minimum Credit Score	600 - 619
AUS Approval Required	YES
Manual Underwrite – Not Allowed	NO
Eligible for CHFA DAP	NO
Borrower Contribution Required	Not Applicable
Servicer	Service Released – Idaho Housing and Finance Association (IHFA) (HomeLoanServ for loss payee clauses & Servicing Transfer Notice) Service Retained - keep loan for servicing
All applicable CHFA and FHA Underwriting Guidelines apply.	

VA & USDA GOVERNMENT LOAN: 1 - 4 Fam Residential & Approved Condo: Minimum Credit Score ≤ 618

Program Type Insurer	VA or USDA Guaranty
Property Type	1 – 4 Unit and Condominiums - VA 1 Unit and Condominiums Only - USDA
Maximum LTV	80.01% - 100% (LTV may exceed 100% when adding Funding or Guaranty Fee)
Minimum Credit Score	≤ 618
AUS Approval or	Not Required
Manual Underwrite	YES
Eligible for CHFA DAP	NO
Borrower Contribution Required	Not Applicable
Servicer	Service Released – AmeriNat Service Retained - keep loan for servicing
All applicable CHFA and VA or USDA Underwriting Guidelines apply - Manual underwrite must be in compliance with CHFA, VA or USDA guidelines.	

CHFA HAZARD INSURANCE DEDUCTIBLE REFERENCE GUIDE



Lenders are reminded that CHFA insurance requirements are published in the CHFA Home Mortgage Programs Operating Manual, and the Loan Program Outline and Underwriting Guides (*collectively the "Manual"*).

To the extent there are discrepancies between the Manual and the limits set forth by investors or mortgage insurers i.e. FNMA, FHLMC, FHA, VA, USDA-RD or PMI, CHFA requirements will govern.

Lenders are encouraged to reach out to CHFA Single Family Underwriting if they are unsure or have questions.

CHFA LIMITS

Type of Coverage	Maximum Deductible
Homeowners	Up to \$1,500
Wind / Hail / Hurricane	Within 2,600 feet from the coast - hurricane deductible \leq 5% Over 2,600 feet from the coast - hurricane deductible \leq 2%
Flood	NFIP Min & Max Limits

FLOOD INSURANCE

NFIP - MINIMUM DEDUCTIBLES

Program Type	Rating	Minimum Deductible for coverage of \$100,000 or less	Minimum Deductible for coverage over \$100,000
Emergency	All	\$1,500	\$2,000
Regular	All Pre-FIRM* Subsidized zones: A, AE, A1-A30, AH, AO, V, VE, V1-V30, AR/AR Dual zone without Elevation	\$1,500	\$2,000
	All Full-Risk zones: A, AE, A1-A30, AH, AO,V, VE, V1-V30, AR/AR Dual zone with Elevation B, C, X, A99, D	\$1,000	\$1,250
	Tentative and Provisional	\$1,000	\$1,250







203(k) FHA REHABILITATION MORTGAGES

PURPOSE AND OVERVIEW:

The FHA 203(k) Standard and 203(k) Limited Rehabilitation Mortgage Programs offer mortgage financing for homebuyers interested in purchasing a home that needs repairs. Mortgages under these programs include the cost of purchasing the home, as well as the cost of repairs. The FHA 203(k) Rehabilitation Programs are available to FHA lenders that are approved by CHFA to originate 203(k) Program loans.

PARAMETER	Eligibility Requirements
LENDER ORIGATION FEE	<ul style="list-style-type: none"> 203(k) Standard Rehabilitation Program - Point fee 2.50% 203(k) Limited Rehabilitation Program - Point fee 1.50% Supplemental Origination Fee = The greater of \$350.00 or 1.50% of the cost of the improvements. <p><i>(see HUD Form 92700 for maximum)</i></p>
CHFA ALLOWABLE FEES	<ul style="list-style-type: none"> Loan Processing Fee = \$395 Loan Underwriting Fee = \$395
CHFA INTEREST RATE	<p>The 203(k) Rehabilitation Mortgage Program interest rates are the same as the CHFA Homebuyer Mortgage Program Loan rate published as “Government Insured Rate”. (See “Loan Origination Fee” above for applicable points.) <i>(See chfa.org home page)</i></p> <p><i>(CHFA target area rate discount of .25% will apply when applicable)</i></p>
AMORTIZATION	30-Year Term - Fixed Rate Mortgage
TARGET GEOGRAPHY	State of Connecticut
ELIGIBLE BORROWERS	<p>The borrower must be a first-time homebuyer with no property ownership in the past three (3) yrs.</p> <p><i>(waived in targeted areas – may not own property at time of loan closing)</i></p>
ELIGIBLE / INELIGIBLE PROPERTY TYPES	<p>Eligible</p> <ul style="list-style-type: none"> Existing 1-4 Family Residential Property FHA Eligible Condos and PUDs <i>(Includes 2-4 Unit Projects)</i> Existing dwelling conversions up to 4 units <p>Ineligible</p> <ul style="list-style-type: none"> Co-Ops, Mixed use properties, Manufactured Housing <p><i>(see Maximum LTV/CLTV for details)</i></p>

ELIGIBLE OCCUPANCY	<ul style="list-style-type: none"> Borrowers shall covenant to occupy the Eligible Dwelling as their principal residence within sixty (60) days of loan closing. Borrowers must use the loan to purchase and repair a home in which they will occupy as their principal residence within the FHA maximum rehabilitation time period of six (6) months. <p><i>(Owner occupied borrowers only; no investors)</i></p>
ELIGIBLE PURPOSE	<ul style="list-style-type: none"> Purchases only (refinances not allowed) 203(k) Standard Program – minimum repair cost of 5K for full structural alterations and repairs - requires a HUD Consultant. 203(k) Limited Program for interior repairs (no structural) – must not exceed \$35K for total rehabilitation costs. Loan may cover the costs of converting commercial property to residential. No part of the purchased property may be designed for commercial purposes.
AUS RECOMMENDATION	<ul style="list-style-type: none"> AUS Approve Eligible/Accept
MINIMUM CREDIT SCORE	<ul style="list-style-type: none"> CHFA has no requirement – <i>Insurer guidelines will apply.</i>
NON-TRADITIONAL CREDIT (MANUAL UNDERWRITE)	<i>Insurer guidelines will apply.</i>
QUALIFYING RATIOS	<ul style="list-style-type: none"> Monthly Housing Expense-to-Income ratios must be in compliance with Private Mortgage Insurance (PMI) guidelines up to a maximum of 45%. Maximum Total Debt-to-Income ratio = 45% <p><i>(unless a lower maximum DTI is required for property type per Insurer or HUD guidelines)</i></p> <ul style="list-style-type: none"> All loans with CHFA DAP must meet CHFA DAP ratio guidelines of 35% / 43%.
MAXIMUM LTV <i>(ALL PROPERTY TYPES)</i>	<ul style="list-style-type: none"> 96.50%
MAXIMUM CLTV	<ul style="list-style-type: none"> 110% - <i>If CLTV 110% max DAP Available =10K</i>
MINIMUM BORROWER CONTRIBUTION	<ul style="list-style-type: none"> 3.50%
SUBORDINATE FINANCING	<ul style="list-style-type: none"> CHFA Downpayment Assistance Program is available to qualified borrowers.

INCOME REQUIREMENTS	<p>An applicant’s annual, before tax household income must not exceed the CHFA <i>Income Limits for “Applicable Town”</i>. Borrower’s income limit is based on household size.</p> <p><i>(See “Full List” at chfa.org “Income & Sales Price Limits”)</i></p> <p><i>Example only:</i></p> <table><tr><th colspan="7">Connecticut Housing Finance Authority - INCOME LIMITS - Eff. 6-4-2018</th><th></th></tr><tr><td colspan="8">The Home of Your Own - Homeownership - Reverse Annuity Mortgage Programs use "Statewide" Income Limits: \$96,300 (1 or 2 persons) \$110,745 (3 or more persons)</td></tr><tr><td colspan="8">All other Programs use "Town" Income Limits as shown below except where not applicable (i.e. Targeted Areas for loans without CHFA DAP)</td></tr><tr><th colspan="2">"Town" Income Limits</th><th colspan="2">HOUSEHOLD SIZE</th><th colspan="2">"Town" Income Limits</th><th colspan="2">HOUSEHOLD SIZE</th><th colspan="2">"Town" Income Limits</th><th colspan="2">HOUSEHOLD SIZE</th></tr><tr><th></th><th></th><th>1 or 2</th><th>3 or more</th><th></th><th></th><th>1 or 2</th><th>3 or more</th><th></th><th></th><th>1 or 2</th><th>3 or more</th></tr><tr><td>Fairfield County</td><td></td><td></td><td></td><td>Litchfield County, cont.</td><td></td><td></td><td></td><td>New Haven County, cont.</td><td></td><td></td><td></td></tr><tr><td>Bethel</td><td></td><td>129,710</td><td>149,165</td><td>Canaan</td><td></td><td>96,800</td><td>111,320</td><td>Prospect</td><td></td><td>96,800</td><td>111,320</td></tr><tr><td>Bridgeport *All Areas</td><td></td><td>116,160</td><td>135,520</td><td>Colebrook</td><td></td><td>96,800</td><td>111,320</td><td>Seymour</td><td></td><td>96,800</td><td>111,320</td></tr><tr><td>Brookfield</td><td></td><td>129,710</td><td>149,165</td><td>Corwall</td><td></td><td>96,800</td><td>111,320</td><td>Southbury</td><td></td><td>96,800</td><td>111,320</td></tr></table> <p>Income Limit can be waived in Federally Targeted Areas unless applicant also borrows under the CHFA Downpayment Assistance Program (DAP).</p>	Connecticut Housing Finance Authority - INCOME LIMITS - Eff. 6-4-2018								The Home of Your Own - Homeownership - Reverse Annuity Mortgage Programs use "Statewide" Income Limits: \$96,300 (1 or 2 persons) \$110,745 (3 or more persons)								All other Programs use "Town" Income Limits as shown below except where not applicable (i.e. Targeted Areas for loans without CHFA DAP)								"Town" Income Limits		HOUSEHOLD SIZE		"Town" Income Limits		HOUSEHOLD SIZE		"Town" Income Limits		HOUSEHOLD SIZE				1 or 2	3 or more			1 or 2	3 or more			1 or 2	3 or more	Fairfield County				Litchfield County, cont.				New Haven County, cont.				Bethel		129,710	149,165	Canaan		96,800	111,320	Prospect		96,800	111,320	Bridgeport *All Areas		116,160	135,520	Colebrook		96,800	111,320	Seymour		96,800	111,320	Brookfield		129,710	149,165	Corwall		96,800	111,320	Southbury		96,800	111,320						
Connecticut Housing Finance Authority - INCOME LIMITS - Eff. 6-4-2018																																																																																																							
The Home of Your Own - Homeownership - Reverse Annuity Mortgage Programs use "Statewide" Income Limits: \$96,300 (1 or 2 persons) \$110,745 (3 or more persons)																																																																																																							
All other Programs use "Town" Income Limits as shown below except where not applicable (i.e. Targeted Areas for loans without CHFA DAP)																																																																																																							
"Town" Income Limits		HOUSEHOLD SIZE		"Town" Income Limits		HOUSEHOLD SIZE		"Town" Income Limits		HOUSEHOLD SIZE																																																																																													
		1 or 2	3 or more			1 or 2	3 or more			1 or 2	3 or more																																																																																												
Fairfield County				Litchfield County, cont.				New Haven County, cont.																																																																																															
Bethel		129,710	149,165	Canaan		96,800	111,320	Prospect		96,800	111,320																																																																																												
Bridgeport *All Areas		116,160	135,520	Colebrook		96,800	111,320	Seymour		96,800	111,320																																																																																												
Brookfield		129,710	149,165	Corwall		96,800	111,320	Southbury		96,800	111,320																																																																																												
SALES PRICE LIMIT	<p>These programs utilize the Sales Price Limits as the limit for the total acquisition costs (purchase price plus total rehabilitation costs) and as a final value guide for program eligibility. Purchase price of home must not exceed the CHFA <i>Sales Price Limits</i> established for the specific city or town where property is located.</p> <p><i>(See “Full List” at chfa.org “Income & Sales Price Limits”)</i></p> <p><i>Example only:</i></p> <table><tr><th colspan="7">Connecticut Housing Finance Authority - SALES PRICE LIMITS</th><th></th></tr><tr><td colspan="7">Effective June 4, 2018</td><td></td></tr><tr><th colspan="2">Fairfield County</th><th colspan="2">Existing</th><th colspan="2">New</th><th colspan="2">Litchfield County, cont.</th><th colspan="2">Existing</th><th colspan="2">New</th><th colspan="2">New Haven County, cont.</th><th colspan="2">Existing</th><th colspan="2">New</th></tr><tr><td>Bethel</td><td></td><td>553,760</td><td></td><td>553,760</td><td></td><td>329,290</td><td></td><td>329,290</td><td></td><td>281,645</td><td></td><td>281,645</td><td></td><td>281,645</td><td></td><td>281,645</td></tr><tr><td>Bridgeport</td><td></td><td>553,760</td><td></td><td>553,760</td><td></td><td>329,290</td><td></td><td>329,290</td><td></td><td>281,645</td><td></td><td>281,645</td><td></td><td>281,645</td><td></td><td>281,645</td></tr><tr><td>*Targeted Areas</td><td></td><td>676,820</td><td></td><td>676,820</td><td></td><td>329,290</td><td></td><td>329,290</td><td></td><td>281,645</td><td></td><td>281,645</td><td></td><td>281,645</td><td></td><td>281,645</td></tr><tr><td>Brookfield</td><td></td><td>553,760</td><td></td><td>553,760</td><td></td><td>329,290</td><td></td><td>329,290</td><td></td><td>281,645</td><td></td><td>281,645</td><td></td><td>281,645</td><td></td><td>281,645</td></tr></table> <p>Appraised value cannot exceed 105% of the purchase price limit.</p>	Connecticut Housing Finance Authority - SALES PRICE LIMITS								Effective June 4, 2018								Fairfield County		Existing		New		Litchfield County, cont.		Existing		New		New Haven County, cont.		Existing		New		Bethel		553,760		553,760		329,290		329,290		281,645		281,645		281,645		281,645	Bridgeport		553,760		553,760		329,290		329,290		281,645		281,645		281,645		281,645	*Targeted Areas		676,820		676,820		329,290		329,290		281,645		281,645		281,645		281,645	Brookfield		553,760		553,760		329,290		329,290		281,645		281,645		281,645		281,645
Connecticut Housing Finance Authority - SALES PRICE LIMITS																																																																																																							
Effective June 4, 2018																																																																																																							
Fairfield County		Existing		New		Litchfield County, cont.		Existing		New		New Haven County, cont.		Existing		New																																																																																							
Bethel		553,760		553,760		329,290		329,290		281,645		281,645		281,645		281,645																																																																																							
Bridgeport		553,760		553,760		329,290		329,290		281,645		281,645		281,645		281,645																																																																																							
*Targeted Areas		676,820		676,820		329,290		329,290		281,645		281,645		281,645		281,645																																																																																							
Brookfield		553,760		553,760		329,290		329,290		281,645		281,645		281,645		281,645																																																																																							
RESERVES	<ul style="list-style-type: none">Contingency reserve = Minimum of 10% and Maximum 20% held by Lender. Collect the amount of reserves in compliance with FHA guidelines.Unused reserve funds applied to principal balance.																																																																																																						
REHABILITATION DOCUMENTATION	<ul style="list-style-type: none">All work must be completed by a state-licensed general contractor with appropriate insurance.Contracts must be in writing, signed, and include any subsequent changes and modifications.Contracts must specifically describe rehabilitation items and materials required including schedules for completion and payment terms.																																																																																																						
INTERESTED PARTY CONTRIBUTIONS	<p><i>Insurer guidelines will apply.</i></p>																																																																																																						

HOMEBUYER EDUCATION	<ul style="list-style-type: none"> ▪ 3- Hr. Counseling Certificate required for at least one borrower/co-borrower. <i>(An optional 8-Hr. in-depth counseling is also accepted.)</i> ▪ Landlord Certificate also required if purchasing 2-4 family unit. ▪ On-Line Homebuyer counseling is available through eHome America in partnership with CHFA. <i>(See Homebuyer and Lender Online Registration Instructions)</i>
ELIGIBLE MORTGAGE INSURERS	<ul style="list-style-type: none"> ▪ Loan must be insured through FHA.
MORTGAGE INSURANCE COVERAGE	<ul style="list-style-type: none"> ▪ Not applicable
UFMIP	<i>See FHA guidelines by case # assignment date.</i>
FEDERAL RECAPTURE TAX	<p>Subject to Federal Recapture Tax unless:</p> <ul style="list-style-type: none"> ▪ Home sold more than nine (9) years after purchase. ▪ No profit (capital gain) on sale. ▪ Household income is below Recapture Tax Limit at time of sale. <p><i>(See eligibility for CHFA reimbursement – Form 049-0313 if recapture tax payment is required)</i></p>
ELIGIBLE LENDERS	<p><u>Norcom Mortgage</u> Phone: (860) 606-0525 colleen.fazzino@norcom-usa.com</p>
SERVICER	<ul style="list-style-type: none"> ▪ CHFA approved Service Retained Lenders

203(k) FHA Rehabilitation Mortgages - Rev 8-2019

CHFA CONVENTIONAL INSURED AND UNINSURED AMI LOAN PROGRAM (CALP)

PURPOSE AND OVERVIEW:

The CHFA Conventional AMI Loan Program (CALP) will provide first mortgage loan financing to qualified first-time homebuyers that do not qualify for the FNMA- HFA Preferred™ and FHLMC- HFA Advantage® loan products due to their qualifying income being greater than 80% of the AMI.

To be eligible, all loans must be entered into Desktop Underwriter (DU) for the FNMA- HFA Preferred™ or Loan Prospect Advisor (LPA) for the FHLMC- HFA Advantage® and receive an “Approved/Accept” finding with Loan Level Pricing Adjustment and/or higher PMI requirement as the only exception. In addition, CALP applicants qualifying income must not exceed the CHFA Income Limits for the city/town where the property is located.

All loans must meet CHFA Bond Compliance eligibility and underwriting guidelines as well as secondary market i.e. FNMA and FHLMC standards for conventional mortgage loan financing. CALP loans are NOT ELIGIBLE for limited documentation and delegated underwriting (Section 5.6 of the Operating Manual)

Private Mortgage Insurance (PMI) is required for loans with LTV's greater than 80%; when applicable, loans will also be subject to the underwriting criteria and guidelines of the PMI company insuring the loan.

PARAMETER	Eligibility Requirements
LENDER ORIGINATION FEE	CHFA Origination Fee will be 1.00% of the first mortgage loan amount for all loans.
CHFA ALLOWABLE FEES	<ul style="list-style-type: none"> ▪ Loan Processing Fee = \$395 ▪ Loan Underwriting Fee = \$395
CHFA INTEREST RATE	<p>The CALP program interest rate is the same rate as the CHFA Homebuyer Program Loan rate in effect at the time of reservation published as “Non-Government” Insured Rate”. <i>(See <u>chfa.org</u> home page)</i></p> <p style="text-align: center;"><i>(CHFA Targeted Area rate discount will apply when applicable)</i></p>
AMORTIZATION	30-Year Term, Fixed Rate Mortgage (FRM)
TARGET GEOGRAPHY	State of Connecticut
ELIGIBLE BORROWERS	First-time homebuyers - <i>(waived in targeted areas – may not own property at time of loan closing)</i>

ELIGIBLE / INELIGIBLE PROPERTY TYPES	<p><u>Eligible</u></p> <ul style="list-style-type: none"> Existing – Single Family 2 – 4 units Condominiums (FNMA & FHLMC approved – Includes 2-4 unit projects) Townhomes PUD's (FNMA & FHLMC approved) <p><u>Ineligible</u></p> <p>Co-ops , Mixed use properties, Manufactured Homes</p>
ELIGIBLE PURPOSE	Purchases only (refinance not allowed)
AUS RECOMMENDATION	<p>Desktop Underwriter (DU) or Loan Prospector Advisor (LPA) is required. Recommendation must be Approve Eligible/Accept</p> <p><i>(See Qualifying Ratios)</i></p>
MAXIMUM LTV	<ul style="list-style-type: none"> 97% Single Family 95% (2-4 unit) ≤80% (Uninsured)
MAXIMUM CLTV	<ul style="list-style-type: none"> CLTV = 100% (CHFA DAP) CLTV = 105% <i>(other Subordinate Financing – Follow FNMA/FHLMC Guidelines)</i>
MINIMUM CREDIT SCORE <i>(Required for all applicants)</i>	Refer to “Program Outline and Underwriting Guidelines” found on pages 2 - 7
NON-TRADITIONAL CREDIT (MANUAL UNDERWRITE)	<p><i>Borrowers without credit scores are eligible following FNMA underwriting guidelines for submitting file with manual underwriting and non-traditional credit.</i></p> <p><i>Loans submitted with non-traditional credit are not eligible for CHFA DAP.</i></p>
QUALIFYING RATIOS	<ul style="list-style-type: none"> Monthly Housing Expense-to-Income ratio must be in compliance with the Private Mortgage Insurance (PMI) and CHFA guidelines up to a maximum of 45%. Maximum Total Monthly Debt-to-Income ratio = 45% <i>(unless a lower maximum is required for product/property type per Insurer or Program guidelines)</i> All Loans with CHFA DAP must meet DAP ratio guidelines of 35% / 43%. <p><i>Mortgage Insurer guidelines will also apply.</i></p>
DELEGATED UNDERWRITING	Not applicable

MINIMUM BORROWER CONTRIBUTION	<ul style="list-style-type: none">One-unit and Condominiums: \$02 – 4 units: 3% from borrowers own funds (Max. LTV = 95%)Borrowers purchasing 2-4 unit properties that make a minimum contribution of 3% from their own funds will be eligible to apply for CHFA DAP for the remaining 2% of the down payment to meet the maximum LTV requirement of 95%. <p><i>Applicants must meet all CHFA DAP eligibility and underwriting criteria for DAP Approval.</i></p>																																																																																				
SUBORDINATE FINANCING	<ul style="list-style-type: none">FNMA / FHLMC Approved Community SecondsCHFA DAPInsurer guidelines for subordinate financing will apply <p><i>The maximum LTV/CLTV Limit set by FNMA or FHLMC [or] as determined by the MI Company insuring the loan. The maximum LTV may not be increased above 97%.</i></p>																																																																																				
INCOME REQUIREMENTS	<p>Borrowers qualifying annual income must be greater than 80% of the AMI and within the CHFA Income Limits for the city/town where the property is located. Borrower's income limit is based on household size.</p> <p><i>(See "Full List" at chfa.org "Income & Sales Price Limits")</i></p> <p><i>Example only:</i></p> <table><tr><th colspan="6">Connecticut Housing Finance Authority - INCOME LIMITS - Eff. 6-4-2018</th></tr><tr><td colspan="6">The Home of Your Own - Homeownership - Reverse Annuity Mortgage Programs use "Statewide" Income Limits: \$96,300 (1 or 2 persons) \$110,745 (3 or more persons)</td></tr><tr><td colspan="6">All other Programs use "Town" Income Limits as shown below except where not applicable (i.e. Targeted Areas for loans without CHFA DAP)</td></tr><tr><th colspan="2">"Town" Income Limits</th><th colspan="2">HOUSEHOLD SIZE</th><th colspan="2">"Town" Income Limits</th></tr><tr><th colspan="2"></th><th>1 or 2</th><th>3 or more</th><th colspan="2"></th></tr><tr><td>Fairfield County</td><td></td><td></td><td></td><td>Litchfield County, cont.</td><td></td></tr><tr><td>Bethel</td><td>129,710</td><td>149,165</td><td></td><td></td><td></td></tr><tr><td>Bridgeport *All Areas</td><td>116,160</td><td>135,520</td><td></td><td>Canaan</td><td>96,800 111,320</td></tr><tr><td>Brookfield</td><td>129,710</td><td>149,165</td><td></td><td>Colebrook</td><td>96,800 111,320</td></tr><tr><td></td><td></td><td></td><td></td><td>Comwall</td><td>96,800 111,320</td></tr><tr><td></td><td></td><td></td><td></td><td>New Haven County, cont.</td><td></td></tr><tr><td></td><td></td><td></td><td></td><td>Prospect</td><td>96,800 111,320</td></tr><tr><td></td><td></td><td></td><td></td><td>Seymour</td><td>96,800 111,320</td></tr><tr><td></td><td></td><td></td><td></td><td>Southbury</td><td>96,800 111,320</td></tr></table> <p>See: https://www.fanniemae.com/singlefamily/homeready for FNMA table amounts by county for applicable year. (AMI for CHFA AMI Loan Program and FNMA HomeReady or FHLMC HomePossible Programs are identical)</p> <p><u>An Applicant's annual, qualifying income must be greater than 80% of the AMI. Borrowers with qualifying income equal to 80% or less must be reserved through FNMA- HFA Preferred™ or FHLMC- HFA Advantage®</u></p> <p><i>Income Limits will not be waived in Federally Targeted Areas</i></p>	Connecticut Housing Finance Authority - INCOME LIMITS - Eff. 6-4-2018						The Home of Your Own - Homeownership - Reverse Annuity Mortgage Programs use "Statewide" Income Limits: \$96,300 (1 or 2 persons) \$110,745 (3 or more persons)						All other Programs use "Town" Income Limits as shown below except where not applicable (i.e. Targeted Areas for loans without CHFA DAP)						"Town" Income Limits		HOUSEHOLD SIZE		"Town" Income Limits				1 or 2	3 or more			Fairfield County				Litchfield County, cont.		Bethel	129,710	149,165				Bridgeport *All Areas	116,160	135,520		Canaan	96,800 111,320	Brookfield	129,710	149,165		Colebrook	96,800 111,320					Comwall	96,800 111,320					New Haven County, cont.						Prospect	96,800 111,320					Seymour	96,800 111,320					Southbury	96,800 111,320
Connecticut Housing Finance Authority - INCOME LIMITS - Eff. 6-4-2018																																																																																					
The Home of Your Own - Homeownership - Reverse Annuity Mortgage Programs use "Statewide" Income Limits: \$96,300 (1 or 2 persons) \$110,745 (3 or more persons)																																																																																					
All other Programs use "Town" Income Limits as shown below except where not applicable (i.e. Targeted Areas for loans without CHFA DAP)																																																																																					
"Town" Income Limits		HOUSEHOLD SIZE		"Town" Income Limits																																																																																	
		1 or 2	3 or more																																																																																		
Fairfield County				Litchfield County, cont.																																																																																	
Bethel	129,710	149,165																																																																																			
Bridgeport *All Areas	116,160	135,520		Canaan	96,800 111,320																																																																																
Brookfield	129,710	149,165		Colebrook	96,800 111,320																																																																																
				Comwall	96,800 111,320																																																																																
				New Haven County, cont.																																																																																	
				Prospect	96,800 111,320																																																																																
				Seymour	96,800 111,320																																																																																
				Southbury	96,800 111,320																																																																																
SALES PRICE LIMIT	The Sales Price Limit cannot exceed the CHFA Sales Price Limit for the city/town where the property is located.																																																																																				
RESERVES	<ul style="list-style-type: none">Reserve requirements for 2-4 family properties must be in compliance with PMI guidelines and AUS Findings.																																																																																				
INTERESTED PARTY CONTRIBUTIONS	<ul style="list-style-type: none">3% max for LTV greater than 90%6% for LTV less than or equal to 90%																																																																																				

HOMEBUYER EDUCATION	<ul style="list-style-type: none"> ▪ 3- Hr. Counseling Certificate required for at least one borrower/co-borrower. <i>(An optional 8-Hr. in-depth counseling certificate is also accepted.)</i> ▪ Landlord Certificate also required if purchasing 2-4 family unit. ▪ On-Line Homebuyer counseling is available through eHome America in partnership with CHFA. <p><i>(See Homebuyer and Lender Online Registration Instructions)</i></p>
ELIGIBLE MORTGAGE INSURERS	<p>Refer to MI company guidelines for specific eligibility and underwriting requirements</p> <ul style="list-style-type: none"> ▪ Arch Mortgage Ins. Co. (CMG) ▪ Essent Guaranty Inc. (Essent) ▪ Genworth Mortgage Ins. Corp. (Genworth) ▪ Mortgage Guaranty Ins. Corp. (MGIC) ▪ National Mortgage Ins. Corp. (NMI) ▪ Radian Guaranty Inc. (Radian) ▪ United Guaranty Residential Ins. Co. (UGI)
MORTGAGE INSURANCE COVERAGE	<p>MORTGAGE INSURANCE COVERAGE</p> <ul style="list-style-type: none"> ▪ 95.01% - 97% LTV: 25% ▪ 90.01% - 95% LTV: 25% ▪ 85.01% - 90% LTV: 25% ▪ 80.01% - 85% LTV: 12% <p><i>Refer to MI guidelines for specific eligibility and underwriting requirements for MI Company selected to provide insurance for the CHFA AMI Loan Program.</i></p>
FEDERAL RECAPTURE TAX	<p>Subject to Federal Recapture Tax unless:</p> <ul style="list-style-type: none"> ▪ Home sold more than nine (9) years after purchase. ▪ No profit (capital gain) on sale. ▪ Household income is below Recapture Tax Limit at time of sale. <p><i>(See eligibility for CHFA reimbursement – Form 049-00313 if recapture tax payment is required)</i></p>
SERVICER	<ul style="list-style-type: none"> ▪ AmeriNat: Service Released Lenders. ▪ Service Retained Lenders: <i>Retain Servicing.</i>

CHFA Conv. AMI Loan Program (CALP) - Rev 2-19-2020

CHFA INSURED PILOT

PURPOSE AND OVERVIEW:

The Connecticut Housing Finance Authority Insured Pilot Program (CIPP) for first-time home buyers offers credit worthy applicants with credit scores less than or equal to 620 an opportunity for mortgage loan financing currently not available due to minimum credit score overlays set by Lenders or PMI companies and are not eligible for delivery to Idaho Housing and Finance Association for purchase and pooling.

CIPP loans approved for financing will be insured and purchased by CHFA. Service Retained Lenders will retain servicing of CIPP loans, (same process as Government loans i.e. FHA, VA and USDA-RD); Service Released Lenders will deliver loans to AmeriNat for servicing.

Note: Loans with credit scores less than 620 are not eligible for processing under the CHFA HFA Preferred™ or HFA Advantage® Programs.

PREMIUM FACTOR COMPARISON			
FHA UFMIP (Included in 1 st mtg. loan amount)	1.750%	CHFA UFMIP	3.00% (Included in 1 st mtg. loan amount)
FHA MONTHLY	.85%	CHFA MONTHLY	.65%
FHA EXAMPLE INTEREST RATE @ 3.125%		CHFA INSURED EXAMPLE INTEREST RATE @ 3.125%	
Base Loan Amount	\$ 160,000.00	Base Loan Amount	\$ 160,000.00
Loan Amount with UFMIP	\$ 162,800.00	Loan Amount with UFMIP	\$ 164,800.00
Principal & Interest	\$ 697.40	Principal & Interest	\$ 705.96
Monthly MI	\$ 113.33	Monthly MI	\$ 86.67
Total Monthly Payment	\$ 810.73	Total Monthly Payment	\$ 792.63
MI PREMIUM PAID FOR LIFE OF LOAN		MI TERMINATED AT 20% EQUITY IN PROPERTY	
AUTOMATED UNDERWRITING REQUIRED <i>(Loans must be entered in DU or LPA as FHA Insured; Loans that receive acceptable findings with credit scores ≤620 may be submitted to CHFA as CHFA Insured.)</i>		<ul style="list-style-type: none"> All loans must receive a DU Approve/Eligible or LPA Accept Eligible rating. <u>If acceptable rating is received, Lenders must change insurer code in LOS from FHA to CHFA.</u> 	
MAXIMUM LTV (ALL PROPERTY TYPES)		<ul style="list-style-type: none"> 95% 	
ELIGIBLE / INELIGIBLE PROPERTY TYPES		Eligible <ul style="list-style-type: none"> Existing – Single Family New Construction – Statewide Single Family / 2 unit eligible in Targeted Areas only (3-4 not eligible) 2 – 4 units (existing & occupied as residential for the past 5 years) Not applicable to FHLMC Condominiums FHA, FNMA & FHLMC approved – (Includes 2-4 unit projects - Not applicable to FHLMC) Townhomes PUD's (FHA, FNMA & FHLMC approved) 	

	<p><u>Ineligible</u></p> <ul style="list-style-type: none"> Co-ops , Mixed use properties, Manufactured Homes
MINIMUM BORROWER CONTRIBUTION	<ul style="list-style-type: none"> 5% Down payment is required from an acceptable source of funds.
ALLOWABLE SOURCE OF FUNDS	<ul style="list-style-type: none"> Borrower own funds. Gift Funds from an eligible donor listed below: The borrower's relative. An employer or labor union providing the funds do not require repayment and there is no lien on the property.
SUBORDINATE FINANCING	<ul style="list-style-type: none"> Not allowed
CHFA ELIGIBLE PROGRAM TYPES	<ul style="list-style-type: none"> Homebuyer Program Homeownership Mortgage Program Home of your Own Mortgage Program Programs for Military, Police & Teachers
UNDERWRITING GUIDELINES	<ul style="list-style-type: none"> Subject to all CHFA underwriting guidelines for 1st mortgage loan financing
INTEREST RATE	<p>The interest rate will be determined by the type of CHFA Loan Product selected. CHFA Government (i.e. FHA, VA, USDA-RD) rate; or CHFA Non-Government (i.e. PMI or Uninsured) rate will apply. (See chfa.org home page)</p> <p><i>(CHFA target area rate discount of .25% will apply when applicable)</i></p>
TARGET GEOGRAPHY	<ul style="list-style-type: none"> State of Connecticut
ELIGIBLE OCCUPANCY	<ul style="list-style-type: none"> Owner occupied only
QUALIFYING RATIOS	<ul style="list-style-type: none"> Monthly Housing Expense-to-Income ratio must be in compliance with the insurer, (i.e. FHA, VA, USDA-RD, PMI or investor, (i.e. FNMA / FHLMC) guidelines up to a maximum of 45%. Maximum Total Monthly Debt-to-Income ratio = 45%
MAXIMUM LTV/CLTV	<ul style="list-style-type: none"> 95% / 95%

INCOME REQUIREMENTS	<p>An applicant’s annual, before tax household income must not exceed the CHFA Income Limits for “Applicable Town”. Borrower’s income limit is based on household size.</p> <p><i>(See “Full List” at chfa.org “Income & Sales Price Limits”)</i></p> <p><i>Example only:</i></p> <table><tr><th colspan="10">Connecticut Housing Finance Authority - INCOME LIMITS - Eff. 6-4-2018</th></tr><tr><td colspan="10">The Home of Your Own - Homeownership - Reverse Annuity Mortgage Programs use "Statewide" Income Limits: \$96,300 (1 or 2 persons) \$110,745 (3 or more persons)</td></tr><tr><td colspan="10">All other Programs use "Town" Income Limits as shown below except where not applicable (i.e. Targeted Areas for loans without CHFA DAP)</td></tr><tr><th colspan="3">"Town" Income Limits</th><th colspan="3">HOUSEHOLD SIZE</th><th colspan="3">"Town" Income Limits</th><th colspan="3">HOUSEHOLD SIZE</th></tr><tr><th colspan="3"></th><th>1 or 2</th><th>3 or more</th><th colspan="3"></th><th>1 or 2</th><th>3 or more</th><th colspan="3"></th></tr><tr><td colspan="3">Fairfield County</td><td></td><td></td><td colspan="3">Litchfield County, cont.</td><td></td><td></td><td colspan="3">New Haven County, cont.</td></tr><tr><td>Bethel</td><td>129,710</td><td></td><td>149,165</td><td></td><td>Canaan</td><td>96,800</td><td></td><td>111,320</td><td></td><td>Prospect</td><td>96,800</td><td></td><td>111,320</td></tr><tr><td>Bridgeport *All Areas</td><td>116,160</td><td></td><td>135,520</td><td></td><td>Colebrook</td><td>96,800</td><td></td><td>111,320</td><td></td><td>Seymour</td><td>96,800</td><td></td><td>111,320</td></tr><tr><td>Brookfield</td><td>129,710</td><td></td><td>149,165</td><td></td><td>Corwall</td><td>96,800</td><td></td><td>111,320</td><td></td><td>Southbury</td><td>96,800</td><td></td><td>111,320</td></tr></table> <p>Income Limit can be waived in Federally Targeted Areas unless applicant also borrows under the CHFA Downpayment Assistance Program (DAP).</p>	Connecticut Housing Finance Authority - INCOME LIMITS - Eff. 6-4-2018										The Home of Your Own - Homeownership - Reverse Annuity Mortgage Programs use "Statewide" Income Limits: \$96,300 (1 or 2 persons) \$110,745 (3 or more persons)										All other Programs use "Town" Income Limits as shown below except where not applicable (i.e. Targeted Areas for loans without CHFA DAP)										"Town" Income Limits			HOUSEHOLD SIZE			"Town" Income Limits			HOUSEHOLD SIZE						1 or 2	3 or more				1 or 2	3 or more				Fairfield County					Litchfield County, cont.					New Haven County, cont.			Bethel	129,710		149,165		Canaan	96,800		111,320		Prospect	96,800		111,320	Bridgeport *All Areas	116,160		135,520		Colebrook	96,800		111,320		Seymour	96,800		111,320	Brookfield	129,710		149,165		Corwall	96,800		111,320		Southbury	96,800		111,320
Connecticut Housing Finance Authority - INCOME LIMITS - Eff. 6-4-2018																																																																																																															
The Home of Your Own - Homeownership - Reverse Annuity Mortgage Programs use "Statewide" Income Limits: \$96,300 (1 or 2 persons) \$110,745 (3 or more persons)																																																																																																															
All other Programs use "Town" Income Limits as shown below except where not applicable (i.e. Targeted Areas for loans without CHFA DAP)																																																																																																															
"Town" Income Limits			HOUSEHOLD SIZE			"Town" Income Limits			HOUSEHOLD SIZE																																																																																																						
			1 or 2	3 or more				1 or 2	3 or more																																																																																																						
Fairfield County					Litchfield County, cont.					New Haven County, cont.																																																																																																					
Bethel	129,710		149,165		Canaan	96,800		111,320		Prospect	96,800		111,320																																																																																																		
Bridgeport *All Areas	116,160		135,520		Colebrook	96,800		111,320		Seymour	96,800		111,320																																																																																																		
Brookfield	129,710		149,165		Corwall	96,800		111,320		Southbury	96,800		111,320																																																																																																		
SALES PRICE LIMIT	<p>Purchase price of home must not exceed the CHFA Sales Price Limits established for the specific city or town where property is located.</p> <p><i>(See “Full List” at chfa.org “Income & Sales Price Limits”)</i></p> <p><i>Example only:</i></p> <table><tr><th colspan="8">Connecticut Housing Finance Authority - SALES PRICE LIMITS</th></tr><tr><th colspan="8">Effective June 4, 2018</th></tr><tr><th colspan="2">Fairfield County</th><th>Existing</th><th>New</th><th colspan="2">Litchfield County, cont.</th><th>Existing</th><th>New</th></tr><tr><td>Bethel</td><td>553,760</td><td></td><td>553,760</td><td>Canaan</td><td>329,290</td><td>329,290</td><td></td></tr><tr><td>Bridgeport</td><td>553,760</td><td></td><td>553,760</td><td>Colebrook</td><td>329,290</td><td>329,290</td><td></td></tr><tr><td>*Targeted Areas</td><td>676,820</td><td></td><td>676,820</td><td>Corwall</td><td>329,290</td><td>329,290</td><td></td></tr><tr><td>Brookfield</td><td>553,760</td><td></td><td>553,760</td><td>Goshen</td><td>329,290</td><td>329,290</td><td></td></tr></table> <p>Appraised value cannot exceed 105% of the purchase price limit.</p>	Connecticut Housing Finance Authority - SALES PRICE LIMITS								Effective June 4, 2018								Fairfield County		Existing	New	Litchfield County, cont.		Existing	New	Bethel	553,760		553,760	Canaan	329,290	329,290		Bridgeport	553,760		553,760	Colebrook	329,290	329,290		*Targeted Areas	676,820		676,820	Corwall	329,290	329,290		Brookfield	553,760		553,760	Goshen	329,290	329,290																																																							
Connecticut Housing Finance Authority - SALES PRICE LIMITS																																																																																																															
Effective June 4, 2018																																																																																																															
Fairfield County		Existing	New	Litchfield County, cont.		Existing	New																																																																																																								
Bethel	553,760		553,760	Canaan	329,290	329,290																																																																																																									
Bridgeport	553,760		553,760	Colebrook	329,290	329,290																																																																																																									
*Targeted Areas	676,820		676,820	Corwall	329,290	329,290																																																																																																									
Brookfield	553,760		553,760	Goshen	329,290	329,290																																																																																																									
SELLER CREDIT	<ul style="list-style-type: none">Maximum 6%																																																																																																														
HOMEBUYER EDUCATION	<ul style="list-style-type: none">All borrower(s) must attend 3- Hr. Counseling. <i>(An optional 8-Hr. in-depth counseling is also accepted.)</i>Landlord Certificate also required if purchasing 2-4 family unit.On-Line Homebuyer counseling is available through eHome America in partnership with CHFA. <i>(See Homebuyer and Lender Online Registration Instructions)</i>																																																																																																														
ELIGIBLE MORTGAGE INSURERS	<ul style="list-style-type: none">CIPP Loans approved for financing will be insured and purchased by CHFA.																																																																																																														
FEDERAL RECAPTURE TAX	<p>Subject to Federal Recapture Tax unless:</p> <ul style="list-style-type: none">Home sold more than nine (9) years after purchase.No profit (capital gain) on sale.Household income is below Recapture Tax Limit at time of sale. <p><i>(See eligibility for CHFA reimbursement – Form 049-0313 if recapture tax payment is required)</i></p>																																																																																																														
SERVICER	<ul style="list-style-type: none">AmeriNat - Service Released Lenders.Service Retained Lenders - Retain servicing.																																																																																																														

DOWNPAYMENT ASSISTANCE PROGRAM

PURPOSE AND OVERVIEW:

The foremost obstacle to homeownership is a potential homebuyer's inability to cover the down payment requirements of a home purchase. CHFA DAP loans are available to eligible applicants that are applying for a CHFA first mortgage loan to purchase their first home. Eligible borrowers must demonstrate an ability to repay both the CHFA first and DAP second mortgage loans in order to qualify for assistance under this program.

PARAMETER	Eligibility Requirements
Loan Amount	<p>The DAP loan amount is based on the borrowers financial needs. Applicants must require a minimum of \$3,000 to be eligible for DAP funding.</p> <p>Program Maximum Down Payment:</p> <ul style="list-style-type: none"> ▪ FHA Loan = 3.50% ▪ CHFA Conventional; HFA Preferred™ or HFA Advantage® = 3.00% ▪ CHFA Conventional: HFA Preferred (2-4 unit) = 2.00%
MINIMUM BORROWER CONTRIBUTION	<p>Applicants are required to use all liquid assets above \$10,000 towards down payment, excluding retirement accounts. In all instances, applicants must meet all CHFA DAP eligibility and underwriting criteria for DAP approval.</p> <p><u>Additional Program Eligibility Requirements:</u></p> <p><u>Police and Teachers Programs</u></p> <ul style="list-style-type: none"> ▪ Have no asset limit requirements. <p><u>HFA Preferred™ or HFA Advantage® Programs:</u></p> <ul style="list-style-type: none"> ▪ Borrowers purchasing 1 unit and condominiums with a 97% LTV are eligible to apply for 3% DAP. <p><u>HFA Preferred™</u></p> <ul style="list-style-type: none"> ▪ Borrowers purchasing 2-4 unit properties that make the minimum contribution of 3% from their own funds will be eligible to apply for CHFA DAP for the remaining 2% of the down payment to meet the maximum LTV requirement of 97%; <p><i>(Mortgage insurer guidelines will also apply)</i></p>
DAP INTEREST RATE	<p>The Downpayment Assistance Program Interest rate is the same as the first mortgage loan interest rate based on the CHFA loan product selected. DAP interest rate is capped at 6%.</p>

DAP ALLOWABLE FEES	<ul style="list-style-type: none"> ▪ Application Fee - \$200 ▪ Actual costs for Recording Fees (retained by lender) ▪ Maximum Settlement Agent Fees - \$150 <p>Title Insurance is not required on a DAP loan however; lenders may collect up to a maximum of \$150 for settlement agent expenses associated with closing the second mortgage.</p> <p><i>If lender charges the \$200 application fee and actual recording fees exceed \$100, the maximum settlement fee must be decreased to ensure the total allowable fees do not exceed \$450.00</i></p>
AMORTIZATION	30-Year Term, Fixed Rate Mortgage (FRM)
LOAN ELIGIBILITY	<ul style="list-style-type: none"> ▪ Qualified borrower(s) may keep up to \$10,000 of their own assets. All other liquid assets owned must be used for the down payment, with the exception of the \$10,000. The \$10,000 may include \$1,000 of equity in real property which may be retained. The applicant(s) will only be permitted to retain their own liquid assets and will not be permitted to use DAP funds to increase their assets. ▪ CHFA will require Lenders to collect the three (3) most recent month's statements for all applicant(s) asset accounts. CHFA will review deposit and withdrawal activity over the ninety (90) day period to determine any amount of funds in excess of \$10,000 required to be applied towards the cost of acquisition of the subject property. ▪ Any deposits or withdrawals \geq 10% of the Borrower's gross monthly income must be sourced. ▪ In the case of a 2-4 family home, applicant(s) may exceed the \$10,000 limit <i>(if necessary)</i> in order to retain the amount necessary to maintain the PITI reserves required by the insurer and/or investor in order to include rental income in underwriting ratios. <p><i>This requirement does not apply to borrowers under the Police or Teachers Programs. Note: Retirement accounts are excluded from the asset test.</i></p>
ELIGIBLE BORROWERS	<ul style="list-style-type: none"> ▪ To be eligible for a DAP loan, borrowers must apply and qualify for a CHFA first mortgage. ▪ The borrower must be a first-time homebuyer with no property ownership in the past (3) yrs. <p><i>(waived in targeted areas – may not own property at time of loan closing)</i></p>
BORROWER ELIGIBILITY CERTIFICATE	The Participating Lender will provide and the borrower shall complete and execute a DAP Borrower's Certificate (CHFA form DAP95-05)

ELIGIBLE / INELIGIBLE PROPERTY TYPES	<p><u>Eligible</u></p> <ul style="list-style-type: none"> Existing – Single Family New Construction – Statewide Single Family / 2 unit eligible in Targeted Areas only (3-4 not eligible) 2 – 4 units (existing & occupied as residential for the past 5 years) Not applicable to FHLMC Condominiums FHA, FNMA, & FHLMC approved – (Includes 2-4 unit projects - Not applicable to FHLMC) Townhomes PUD's (FHA, FNMA, & FHLMC approved) <p><u>Ineligible</u></p> <ul style="list-style-type: none"> Co-ops , Mixed use properties, Manufactured Homes
PROPERTY REPAIRS	<p>All repairs required by the property appraisal or negotiated between the seller and buyer must be completed prior to closing. In some instances an escrow holdback for the repair work may be allowed, if applicable (any request for escrows to repair items related to “health and safety” will not be allowed).</p> <p>Request for escrow holdbacks must be submitted in writing from the Lender for CHFA approval, (memos in the file or emails to the Director of Single Family Programs are acceptable).</p> <p>If the escrow holdback request is approved:</p> <ul style="list-style-type: none"> It must meet the requirements of the insurer and/or investor, i.e. FHA, VA, USDA, PMI, FNMA or FHLMC (depending on the product the loan is originated under); The escrow must be for a minimum of 1.5 times the cost to cure; The cost of repairs must be paid by the seller; The borrower may not pay out of pocket for any expenses or costs related to repairs on the subject property to facilitate the loan closing; The escrow may be held by the Lender or the borrower’s attorney; Documentation of completion of repairs must be submitted to the CHFA designated loan servicer and to CHFA for retention.
ELIGIBLE PURPOSE	<ul style="list-style-type: none"> Second Mortgage loan in conjunction with first mortgage purchase of primary-owner occupied residence. Funds for down payment only.
AUS RECOMMENDATION	<p>Must follow the CHFA First Mortgage Program guidelines.</p>
HOMEBUYER EDUCATION	<ul style="list-style-type: none"> 3- Hr. Counseling Certificate required for at least one borrower/co-borrower. <i>(An optional 8-Hr. in-depth counseling is also accepted.)</i> Landlord Certificate also required if purchasing 2-4 family unit. On-Line Homebuyer counseling is available through eHome America in partnership with CHFA. <p><i>(See Homebuyer and Lender Online Registration Instructions)</i></p>

MINIMUM CREDIT SCORE	CHFA has no requirement. <i>Insurer or Investor guidelines will apply.</i>
DELINQUENT CREDIT	<ul style="list-style-type: none"> CHFA DAP loans will require proof of payoff of all past-due credit accounts, including but not limited to, collections, judgments and charge-offs, with the exception of medical accounts. CHFA will also require payment of all State or Federal past due tax obligations, including accounts with established payment arrangements, without exception. Discharged Bankruptcy, Foreclosure, Short-sale or Deed-in-Lieu reporting on credit report will be eligible for DAP financing. The acceptable amount of time that must have lapsed from the date of the event is the greater of three (3) years or the amount of time required by the insurer or the investor. The date of the event will be determined by the discharge, or dismissal date of the derogatory credit event. <i>(same for all types of Bankruptcy)</i> <i>See Operation Manual section 8.15</i>
PREPAYMENT PENALTY	There is no Prepayment Penalty
LATE CHARGES	There is a \$5.00 late charge for each monthly installment paid more than 15 days after the due date.
QUALIFYING RATIOS (DAP)	<ul style="list-style-type: none"> Monthly Housing Expense-to-Income ratio = 35% Maximum Total Monthly Debt-to-Income ratio = 43% <p><i>(All Loans with CHFA DAP must meet DAP ratio guidelines of 35%/43%)</i> <i>No exceptions for ratios exceeding the maximum CHFA acceptable ratios.</i></p>
MAXIMUM LTV ALLOWED BY PROGRAM	<ul style="list-style-type: none"> 96.5% FHA (3.50% Down) 97.0% CHFA Conventional, HFA Preferred™ / HFA Advantage® (3% Down) 95.0% CHFA Conventional, HFA Preferred™ (2-4 unit = 2%) 100 % USDA (LTV may increase to include guarantee fee) <i>DAP not allowed</i> 100% VA (LTV may increase to include the funding fee) <i>DAP not allowed</i> <p><i>Insurer guidelines will apply</i></p>
CHFA MAXIMUM CLTV	<ul style="list-style-type: none"> 100% <i>Insurer guidelines will apply. (97% for HFA Preferred 2-4 unit)</i>
INCOME REQUIREMENTS	<ul style="list-style-type: none"> CHFA Income Limits Apply <i>There are no exceptions for Income Limits in Targeted Areas.</i>
SALES PRICE LIMIT	<p>The Sales Price Limit cannot exceed the CHFA Sales Price Limit for the city/town where the property is located. (If HFA Preferred or HFA Advantage Programs, limits must be within the FNMA / FHLMC maximum loan limit for the property type).</p> <p><i>In some instances the CHFA Sales Price Limit will be higher than the Fannie Mae maximum loan limit; in these instances, the FNMA limit will apply.</i></p>

RESERVES	<p><u>HFA Preferred™ or HFA Advantage®:</u></p> <ul style="list-style-type: none"> Reserves are required as per AUS and/or the MI Company insuring the loan. Reserves may come from the borrowers own funds - or gift. <p><u>All Other DAP:</u></p> <p>Reserve requirements for 2-4 family properties must be in compliance with insurer (FHA, PMI) or investor (i.e. FNMA / FHLMC) guidelines.</p>
FEDERAL RECAPTURE TAX	<ul style="list-style-type: none"> Not Applicable
SERVICER	<ul style="list-style-type: none"> First mortgage <u>serviced by Idaho Housing and Finance Association:</u> <i>DAP Servicer will be:</i> Idaho Housing and Finance Association (IHFA) Attn: Loan Servicing Dept. 665 W. Myrtle Street, Boise, ID 83702 (Upload docs in IHFA Lender Connection) First mortgage <u>serviced by Lender</u> or CHFA whole loan <u>serviced by AmeriNat:</u> <i>DAP Servicer will be:</i> Capital For Change, Inc. (C4C) Attn: Angela Zielke 10 Alexander Drive - Wallingford, CT 06492 <i>(New location Eff. 7-15-19)</i> Fax (860) 920-2041 Phone (860) 233-5165 ext. 2041 Email: azielke@capitalforchange.org <i>(See CHFA DAP Commitment Letter for servicer assignments)</i>

Downpayment Assistance Program- Rev 7-15-2019

HFA ADVANTAGE®

~ AND ~




HFA ADVANTAGE® UNINSURED

PURPOSE AND OVERVIEW:

The HFA Advantage® and HFA Advantage® Uninsured Loan Programs will provide CHFA first mortgage loan financing to eligible first-time homebuyers in compliance with CHFA and Freddie Mac (FHLMC) eligibility requirements. Loans originated under these Programs may be insured by Private Mortgage Insurance (PMI) and will also be subject to the underwriting criteria of the PMI Company insuring the loan. Lenders on the Eligible Lender list will have the option of selecting these Programs.

PARAMETER	Eligibility Requirements
LENDER ORIGATION FEE	CHFA Origination Fee will be 1.00% of the first mortgage loan amount for all loans.
CHFA ALLOWABLE FEES	<ul style="list-style-type: none"> Underwriting - \$395 Processing - \$395 <p><i>Additional allowable fees to the borrower include those fees that are customary, reasonable and necessary to close the mortgage loan.</i></p>
CHFA INTEREST RATE	<p>The HFA Advantage® Program interest rate is the same rate as the CHFA Homebuyer Program Loan rate in effect at the time of reservation published as “Non- Government Insured Rate”. (See chfa.org home page)</p> <p><i>(CHFA target area rate discount of .25% will apply when applicable)</i></p>
AMORTIZATION	30-Year Term, Fixed Rate Mortgage (FRM)
TARGET GEOGRAPHY	State of Connecticut
ELIGIBLE BORROWERS	First-time homebuyers - <i>(waived in Targeted Areas - borrowers may not own any other property at the time of loan closing.)</i>
ELIGIBLE / INELIGIBLE PROPERTY TYPES	<p>Eligible property types are determined by LTV and include:</p> <ul style="list-style-type: none"> Existing - Single Family New Construction – Statewide Single Family Condominiums (FNMA & FHLMC Approved) Townhomes PUD’s (FNMA & FHLMC approved) <p>Ineligible</p> <ul style="list-style-type: none"> Co-Ops, Mixed use properties, Manufactured Housing. 2 - 4 Units Mobile Homes

ELIGIBLE PURPOSE	<ul style="list-style-type: none"> Purchases only (refinance not allowed)
AUS RECOMMENDATION	<p>Loan Product Advisor (LPA) is required with Eligible/Accept rating. (DU not allowed)</p> <p><i>(See Qualifying Ratios)</i></p> <p><i>Must be run under "Home Possible Advantage Program" for HFA's</i></p>
MAXIMUM LTV	<ul style="list-style-type: none"> 97% Single Family ≤ 80% (Uninsured)
MAXIMUM CLTV	<ul style="list-style-type: none"> CLTV = 100% (CHFA DAP) CLTV = 105% <i>(other Subordinate Financing- Follow Investor Guidelines)</i>
MINIMUM CREDIT SCORE <i>(Required for all applicants)</i>	<ul style="list-style-type: none"> Refer to above matrix for HFA Advantage® Insured & Uninsured Programs
NON-TRADITIONAL CREDIT (MANUAL UNDERWRITE)	<ul style="list-style-type: none"> Not Allowed
QUALIFYING RATIOS	<ul style="list-style-type: none"> Monthly Housing Expense-to-Income ratios must be in compliance with Private Mortgage Insurance (PMI) and investor (FHLMC) guidelines up to a maximum of 45%. Maximum Total Monthly Debt-to-Income = 45% <i>(unless a lower maximum is required for product/property type per Insurer or HFA guidelines)</i> All loans with CHFA DAP must meet CHFA DAP ratio guidelines of 35% / 43% <i>Mortgage Insurer guidelines will also apply.</i>
MINIMUM BORROWER CONTRIBUTION	<ul style="list-style-type: none"> One-unit 97% : \$0 <p><i>Mortgage Insurer guidelines will apply; LTV may impact amount of required borrower contribution on one-unit transactions.</i></p> <p><i>Applicants must meet all CHFA DAP eligibility and underwriting criteria for DAP approval.</i></p>
SUBORDINATE FINANCING	<ul style="list-style-type: none"> FNMA/FHLMC Approved Community Seconds CHFA DAP Insurer guidelines for subordinate financing will apply <p><i>The maximum LTV/CLTV Limit set by FNMA/FHLMC [or as determined by the MI Company insuring the loan] will apply.</i></p> <p><i>The maximum LTV may not be increased above the FNMA/FHLMC established limit of 97 %.</i></p>

INCOME REQUIREMENTS	<p>FHLMC AMI overlay applies: Borrowers qualifying annual income may not be greater than 80% of the Area Median Income (AMI). Borrowers with income greater than 80% of the AMI are not eligible for CHFA financing under the FHLMC - HFA Advantage® Program.</p> <p>An applicant’s annual, before tax household income must not exceed the CHFA <i>Income Limits for applicable Town.</i> Borrower’s income limit is based on household size.</p> <p style="text-align: center;"><i>(See “Full List” at chfa.org “Income & Sales Price Limits”)</i></p> <p><i>Example only:</i></p> <table><tr><th colspan="6">Connecticut Housing Finance Authority - INCOME LIMITS - Eff. 6-4-2018</th><th colspan="2"></th></tr><tr><td colspan="8">The Home of Your Own - Homeownership - Reverse Annuity Mortgage Programs use "Statewide" Income Limits: \$96,300 (1 or 2 persons) \$110,745 (3 or more persons)</td></tr><tr><td colspan="8">All other Programs use "Town" Income Limits as shown below except where not applicable (i.e. Targeted Areas for loans without CHFA DAP)</td></tr><tr><th colspan="2">"Town" Income Limits</th><th colspan="2">HOUSEHOLD SIZE</th><th colspan="2">"Town" Income Limits</th><th colspan="2">HOUSEHOLD SIZE</th></tr><tr><th></th><th></th><th>1 or 2</th><th>3 or more</th><th></th><th></th><th>1 or 2</th><th>3 or more</th></tr><tr><td>Fairfield County</td><td></td><td></td><td></td><td>Litchfield County, cont.</td><td></td><td></td><td></td></tr><tr><td>Bethel</td><td></td><td>129,710</td><td>149,165</td><td>Canaan</td><td></td><td>96,800</td><td>111,320</td></tr><tr><td>Bridgeport *All Areas</td><td></td><td>116,160</td><td>135,520</td><td>Colebrook</td><td></td><td>96,800</td><td>111,320</td></tr><tr><td>Brookfield</td><td></td><td>129,710</td><td>149,165</td><td>Comwall</td><td></td><td>96,800</td><td>111,320</td></tr><tr><td></td><td></td><td></td><td></td><td>New Haven County, cont.</td><td></td><td></td><td></td></tr><tr><td></td><td></td><td></td><td></td><td>Prospect</td><td></td><td>96,800</td><td>111,320</td></tr><tr><td></td><td></td><td></td><td></td><td>Seymour</td><td></td><td>96,800</td><td>111,320</td></tr><tr><td></td><td></td><td></td><td></td><td>Southbury</td><td></td><td>96,800</td><td>111,320</td></tr></table> <p style="text-align: center;"><i>Income Limits will not be waived in Federally Targeted Areas</i></p>	Connecticut Housing Finance Authority - INCOME LIMITS - Eff. 6-4-2018								The Home of Your Own - Homeownership - Reverse Annuity Mortgage Programs use "Statewide" Income Limits: \$96,300 (1 or 2 persons) \$110,745 (3 or more persons)								All other Programs use "Town" Income Limits as shown below except where not applicable (i.e. Targeted Areas for loans without CHFA DAP)								"Town" Income Limits		HOUSEHOLD SIZE		"Town" Income Limits		HOUSEHOLD SIZE				1 or 2	3 or more			1 or 2	3 or more	Fairfield County				Litchfield County, cont.				Bethel		129,710	149,165	Canaan		96,800	111,320	Bridgeport *All Areas		116,160	135,520	Colebrook		96,800	111,320	Brookfield		129,710	149,165	Comwall		96,800	111,320					New Haven County, cont.								Prospect		96,800	111,320					Seymour		96,800	111,320					Southbury		96,800	111,320
Connecticut Housing Finance Authority - INCOME LIMITS - Eff. 6-4-2018																																																																																																									
The Home of Your Own - Homeownership - Reverse Annuity Mortgage Programs use "Statewide" Income Limits: \$96,300 (1 or 2 persons) \$110,745 (3 or more persons)																																																																																																									
All other Programs use "Town" Income Limits as shown below except where not applicable (i.e. Targeted Areas for loans without CHFA DAP)																																																																																																									
"Town" Income Limits		HOUSEHOLD SIZE		"Town" Income Limits		HOUSEHOLD SIZE																																																																																																			
		1 or 2	3 or more			1 or 2	3 or more																																																																																																		
Fairfield County				Litchfield County, cont.																																																																																																					
Bethel		129,710	149,165	Canaan		96,800	111,320																																																																																																		
Bridgeport *All Areas		116,160	135,520	Colebrook		96,800	111,320																																																																																																		
Brookfield		129,710	149,165	Comwall		96,800	111,320																																																																																																		
				New Haven County, cont.																																																																																																					
				Prospect		96,800	111,320																																																																																																		
				Seymour		96,800	111,320																																																																																																		
				Southbury		96,800	111,320																																																																																																		
SALES PRICE LIMIT	<p>The Sales Price Limit cannot exceed the CHFA Sales Price Limit for the city/town where the property is located. The maximum first mortgage loan amount must be within the Freddie Mac Maximum Loan Limit for the property type.</p> <ul style="list-style-type: none">1 unit = \$ 510,400 (Eff. 1-1-2020)																																																																																																								
RESERVES	<ul style="list-style-type: none">Reserve requirements must be in compliance with insurer (PMI) or investor i.e. FNMA / FHLMC guidelines.																																																																																																								
INTERESTED PARTY CONTRIBUTIONS	<ul style="list-style-type: none">3% max for LTV greater than 90%6% max for LTV less than or equal to 90%																																																																																																								
HOMEBUYER EDUCATION	<ul style="list-style-type: none">3- Hr. Counseling Certificate required for at least one borrower/co-borrower. <i>(An optional 8-Hr. in-depth counseling is also accepted.)</i>On-Line Homebuyer counseling is available through eHome America in partnership with CHFA. <i>(See Homebuyer and Lender Online Registration Instructions)</i>																																																																																																								
ELIGIBLE MORTGAGE INSURERS	<p>Refer to MI company guidelines for specific eligibility and underwriting requirements.</p> <ul style="list-style-type: none">Arch Mortgage Ins. Co. (CMG)Essent Guaranty Inc. (Essent)Genworth Mortgage Ins. Corp. (Genworth)Mortgage Guaranty Ins. Corp. (MGIC)National Mortgage Ins. Corp. (NMI)Radian Guaranty Inc. (Radian)United Guaranty Residential Ins. Co. (UGI) <p style="text-align: center;"><i>(FHA, VA, USDA-RD insurance not allowed)</i></p>																																																																																																								

MORTGAGE INSURANCE COVERAGE	<ul style="list-style-type: none"> ▪ 95.01% - 97% LTV: 18% ▪ 90.01% - 95% LTV: 16% ▪ 85.01% - 90% LTV: 12% ▪ 80.01% - 85% LTV: 6% <p><i>Refer to MI Company guidelines for specific eligibility and underwriting requirements for MI Company selected to provide insurance for the HFA Advantage® loan submitted.</i></p>
FEDERAL RECAPTURE TAX	<p>Subject to Federal Recapture Tax unless:</p> <ul style="list-style-type: none"> ▪ Home sold more than nine (9) years after purchase. ▪ No profit (capital gain) on sale. ▪ Household income is below Recapture Tax Limit at time of sale. <p><i>(See eligibility for CHFA reimbursement – Form 049-0313 if recapture tax payment is required)</i></p>
ELIGIBLE LENDERS	See the HFA Advantage® Program information page at chfa.org for current list
SERVICER	<ul style="list-style-type: none"> ▪ Idaho Housing Finance Association; Service Released Lenders <i>(HomeLoanServ for loss payee clauses & Servicing Transfer Notice)</i>

HFA Advantage® and HFA Advantage® Uninsured – Rev 2-19-2020

HFA PREFERRED™

~ AND ~

HFA PREFERRED™ UNINSURED

PURPOSE AND OVERVIEW:

The HFA Preferred™ and HFA Preferred™ Uninsured Loan Programs will provide CHFA first mortgage loan financing to eligible first-time homebuyers in compliance with CHFA and Fannie Mae (FNMA) eligibility requirements. Loans originated under the HFA Preferred™ Program may be insured by Private Mortgage Insurance (PMI) and will also be subject to the underwriting criteria of the PMI Company insuring the loan.

PARAMETER	Eligibility Requirements
LENDER ORIGATION FEE	CHFA Origination Fee will be 1.00% of the first mortgage loan amount for all loans.
CHFA ALLOWABLE FEES	<ul style="list-style-type: none"> ▪ Underwriting - \$395 ▪ Processing - \$395 <p><i>Additional allowable fees to the borrower include those fees that are customary, reasonable and necessary to close the mortgage loan. (The Adverse Market fee is not applicable Eff. 9/1/2015. Loan Level Pricing Adjustments (LLPA's) are not applicable to this product)</i></p>
CHFA INTEREST RATE	<p>The HFA Preferred™ Program interest rate is the same rate as the CHFA Homebuyer Program Loan rate in effect at the time of reservation published as “Non- Government Insured Rate”. <i>(See chfa.org home page)</i></p> <p><i>(CHFA target area rate discount of .25% will apply when applicable)</i></p>
AMORTIZATION	30-Year Term, Fixed Rate Mortgage (FRM)
TARGET GEOGRAPHY	State of Connecticut
ELIGIBLE BORROWERS	First-time homebuyers - <i>(waived in Targeted Areas - borrowers may not own any other property at the time of loan closing.)</i>
ELIGIBLE / INELIGIBLE PROPERTY TYPES	<p><u>Eligible</u> property types are determined by LTV and include:</p> <ul style="list-style-type: none"> ▪ Single Family ▪ 2 - 4 Units ▪ Condominiums <i>(FNMA approved – Includes 2 – 4 unit projects)</i> ▪ Townhomes ▪ PUD's <i>(FNMA approved)</i> <p><u>Ineligible</u></p> <ul style="list-style-type: none"> ▪ Co-Ops, Mixed use properties, Manufactured Housing.

ELIGIBLE PURPOSE	<ul style="list-style-type: none"> Purchases only (refinance not allowed)
DESKTOP UNDERWRITER®(DU®)	<p>Desktop Underwriter (DU) is required. Recommendation must be Approve/Eligible.</p> <p><i>(See Qualifying Ratios)</i></p>
MAXIMUM LTV	<ul style="list-style-type: none"> 97% Single Family 95% (2-4 unit) ≤ 80% (Uninsured)
MAXIMUM CLTV	<ul style="list-style-type: none"> CLTV = 100% (CHFA DAP) CLTV = 105% <i>(other Subordinate Financing- Follow Investor Guidelines)</i>
MINIMUM CREDIT SCORE <i>(Required for all applicants)</i>	Refer to “Program Outline and Underwriting Guidelines” found on pages 2 - 6
NON-TRADITIONAL CREDIT (MANUAL UNDERWRITE)	<p>Borrowers without credit scores are eligible following FNMA underwriting guidelines for submitting files with manual underwriting and non-traditional credit.</p> <p><i>Loans with non-traditional credit manual underwrites are eligible for delivery to Idaho Housing and Finance Association as long as the loan was underwritten following FNMA guidelines.</i></p> <p><i>Loans submitted with non-traditional credit are not eligible for CHFA DAP.</i></p>
QUALIFYING RATIOS	<ul style="list-style-type: none"> Monthly Housing Expense-to-Income ratios must be in compliance with Private Mortgage Insurance (PMI) and investor (FNMA) guidelines up to a maximum of 45%. Maximum Total Monthly Debt-to-Income = 45% <i>(unless a lower maximum is required for product/property type per Insurer or HFA guidelines)</i> All loans with CHFA DAP must meet CHFA DAP ratio guidelines of 35% / 43% <i>Mortgage Insurer guidelines will also apply.</i>
MINIMUM BORROWER CONTRIBUTION	<ul style="list-style-type: none"> One-unit and Condominiums: \$0 2 – 4 units: 3% from borrowers own funds. (Max. LTV = 95%) <p><i>Mortgage Insurer guidelines will apply; LTV may impact amount of required borrower contribution on one-unit transactions.</i></p> <ul style="list-style-type: none"> Borrowers purchasing 2-4 unit properties that make the minimum contribution of 3% from their own funds will be eligible to apply for CHFA DAP for the remaining 2% of the down payment to meet the maximum LTV requirement of 95% . <p><i>Applicants must meet all CHFA DAP eligibility and underwriting criteria for DAP approval.</i></p>

SUBORDINATE FINANCING	<ul style="list-style-type: none">▪ FNMA Approved Community Seconds▪ CHFA DAP▪ Insurer guidelines for subordinate financing will apply <p><i>The maximum LTV/CLTV Limit set by FNMA [or as determined by the MI Company insuring the loan]. The maximum LTV may not be increased above the FNMA established limit of 97 %.</i></p>																																																																																	
INCOME REQUIREMENTS	<p>FNMA AMI Overlay Applies– Borrowers qualifying annual income may not be greater than 80% of the Area Median Income (AMI). Borrowers with income greater than 80% of the AMI are not eligible for CHFA financing under the FNMA HFA Preferred™ Program.</p> <p>See: https://www.fanniemae.com/singlefamily/homeready for FNMA table amounts by county for applicable year. (AMI for HFA Preferred™ and HomeReady Programs are identical)</p> <p>An applicant's annual, qualifying income must not exceed the CHFA <i>Income Limits for applicable Town.</i> Borrower's income limit is based on household size.</p> <p><i>(See "Full List" at chfa.org "Income & Sales Price Limits")</i></p> <p><i>Example only:</i></p> <table><tr><th colspan="9">Connecticut Housing Finance Authority - INCOME LIMITS - Eff. 6-4-2018</th></tr><tr><td colspan="9">The Home of Your Own - Homeownership - Reverse Annuity Mortgage Programs use "Statewide" Income Limits: \$96,300 (1 or 2 persons) \$110,745 (3 or more persons)</td></tr><tr><td colspan="9">All other Programs use "Town" Income Limits as shown below except where not applicable (i.e. Targeted Areas for loans without CHFA DAP)</td></tr><tr><th>"Town" Income Limits</th><th colspan="2">HOUSEHOLD SIZE</th><th>"Town" Income Limits</th><th colspan="2">HOUSEHOLD SIZE</th><th>"Town" Income Limits</th><th colspan="2">HOUSEHOLD SIZE</th></tr><tr><th></th><th>1 or 2</th><th>3 or more</th><th></th><th>1 or 2</th><th>3 or more</th><th></th><th>1 or 2</th><th>3 or more</th></tr><tr><td>Fairfield County</td><td></td><td></td><td>Litchfield County, cont.</td><td>96,800</td><td>111,320</td><td>New Haven County, cont.</td><td>96,800</td><td>111,320</td></tr><tr><td>Bethel</td><td>129,710</td><td>149,165</td><td>Canaan</td><td>96,800</td><td>111,320</td><td>Prospect</td><td>96,800</td><td>111,320</td></tr><tr><td>Bridgeport *All Areas</td><td>116,160</td><td>135,520</td><td>Colebrook</td><td>96,800</td><td>111,320</td><td>Seymour</td><td>96,800</td><td>111,320</td></tr><tr><td>Brookfield</td><td>129,710</td><td>149,165</td><td>Comwall</td><td>96,800</td><td>111,320</td><td>Southbury</td><td>96,800</td><td>111,320</td></tr></table> <p><i>Income Limits will not be waived in Federally Targeted Areas</i></p>	Connecticut Housing Finance Authority - INCOME LIMITS - Eff. 6-4-2018									The Home of Your Own - Homeownership - Reverse Annuity Mortgage Programs use "Statewide" Income Limits: \$96,300 (1 or 2 persons) \$110,745 (3 or more persons)									All other Programs use "Town" Income Limits as shown below except where not applicable (i.e. Targeted Areas for loans without CHFA DAP)									"Town" Income Limits	HOUSEHOLD SIZE		"Town" Income Limits	HOUSEHOLD SIZE		"Town" Income Limits	HOUSEHOLD SIZE			1 or 2	3 or more		1 or 2	3 or more		1 or 2	3 or more	Fairfield County			Litchfield County, cont.	96,800	111,320	New Haven County, cont.	96,800	111,320	Bethel	129,710	149,165	Canaan	96,800	111,320	Prospect	96,800	111,320	Bridgeport *All Areas	116,160	135,520	Colebrook	96,800	111,320	Seymour	96,800	111,320	Brookfield	129,710	149,165	Comwall	96,800	111,320	Southbury	96,800	111,320
Connecticut Housing Finance Authority - INCOME LIMITS - Eff. 6-4-2018																																																																																		
The Home of Your Own - Homeownership - Reverse Annuity Mortgage Programs use "Statewide" Income Limits: \$96,300 (1 or 2 persons) \$110,745 (3 or more persons)																																																																																		
All other Programs use "Town" Income Limits as shown below except where not applicable (i.e. Targeted Areas for loans without CHFA DAP)																																																																																		
"Town" Income Limits	HOUSEHOLD SIZE		"Town" Income Limits	HOUSEHOLD SIZE		"Town" Income Limits	HOUSEHOLD SIZE																																																																											
	1 or 2	3 or more		1 or 2	3 or more		1 or 2	3 or more																																																																										
Fairfield County			Litchfield County, cont.	96,800	111,320	New Haven County, cont.	96,800	111,320																																																																										
Bethel	129,710	149,165	Canaan	96,800	111,320	Prospect	96,800	111,320																																																																										
Bridgeport *All Areas	116,160	135,520	Colebrook	96,800	111,320	Seymour	96,800	111,320																																																																										
Brookfield	129,710	149,165	Comwall	96,800	111,320	Southbury	96,800	111,320																																																																										
SALES PRICE LIMIT	<p>The Sales Price Limit cannot exceed the CHFA Sales Price Limit for the city/town where the property is located. The maximum first mortgage loan amount must be within the Fannie Mae Maximum Loan Limit for the property type.</p> <ul style="list-style-type: none">▪ 1 unit = \$ 510,400 (Eff. 1-1-2020)▪ 2 unit = \$ 653,550▪ 3 unit = \$ 789,950▪ 4 unit = \$ 981,700																																																																																	
RESERVES	<p>Reserve requirements for 2-4 family properties must be in compliance with insurer (PMI) or investor i.e. FNMA / FHLMC guidelines.</p>																																																																																	
INTERESTED PARTY CONTRIBUTIONS	<ul style="list-style-type: none">▪ 3% max for LTV greater than 90%▪ 6% max for LTV less than or equal to 90%																																																																																	
HOMEBUYER EDUCATION	<ul style="list-style-type: none">▪ 3- Hr. Counseling Certificate required for at least one borrower/co-borrower. <i>(An optional 8-Hr. in-depth counseling is also accepted.)</i>▪ Landlord Certificate also required if purchasing 2-4 family unit.▪ On-Line Homebuyer counseling is available through eHome America in partnership with CHFA. <i>(See Homebuyer and Lender Online Registration Instructions)</i>																																																																																	

ELIGIBLE MORTGAGE INSURERS	<p>Refer to MI company guidelines for specific eligibility and underwriting requirements.</p> <ul style="list-style-type: none"> ▪ Arch Mortgage Ins. Co. (CMG) ▪ Essent Guaranty Inc. (Essent) ▪ Genworth Mortgage Ins. Corp. (Genworth) ▪ Mortgage Guaranty Ins. Corp. (MGIC) ▪ National Mortgage Ins. Corp. (NMI) ▪ Radian Guaranty Inc. (Radian) ▪ United Guaranty Residential Ins. Co. (UGI) <p><i>(FHA, VA, USDA-RD insurance not allowed)</i></p>
MORTGAGE INSURANCE COVERAGE	<ul style="list-style-type: none"> ▪ 95.01% - 97% LTV: 18% ▪ 90.01% - 95% LTV: 16% ▪ 85.01% - 90% LTV: 12% ▪ 80.01% - 85% LTV: 6% <p><i>Refer to MI Company guidelines for specific eligibility and underwriting requirements for MI Company selected to provide insurance for the HFA Preferred loan submitted.</i></p>
FEDERAL RECAPTURE TAX	<p>Subject to Federal Recapture Tax unless:</p> <ul style="list-style-type: none"> ▪ Home sold more than nine (9) years after purchase. ▪ No profit (capital gain) on sale. ▪ Household income is below Recapture Tax Limit at time of sale. <p><i>(See eligibility for CHFA reimbursement – Form 049-0313 if recapture tax payment is required)</i></p>
ELIGIBLE LENDERS	See the HFA Preferred™ Program information page at chfa.org for current list.
SERVICER	<ul style="list-style-type: none"> ▪ Idaho Housing Finance Association; Service Released Lenders <i>(HomeLoanServ for loss payee clauses & Servicing Transfer Notice)</i> ▪ AmeriNat - (FICO score ≤ 618) ▪ Service Retained Lenders - (FICO score ≤ 618)

HFA Preferred™ and HFA Preferred™ Uninsured – Rev 1-1-2020

HOME OF YOUR OWN




(APPLICANTS WHO ARE DISABLED OR HAVE A DISABLED MEMBER OF HOUSEHOLD)

PURPOSE AND OVERVIEW:

The Home of Your Own (HOYO) Program offers home loans at below-market interest rates to applicants who are disabled or who have a disabled member of the household who wish to purchase their first home. Previous homeowners may qualify for this loan if they intend to purchase property located in a Federally Targeted Area.

PARAMETER	Eligibility Requirements
LENDER ORIGATION FEE	CHFA Origination Fee will be 1.00% of the first mortgage loan amount for all loans.
CHFA ALLOWABLE FEES	<ul style="list-style-type: none"> Loan Processing Fee = \$395 Loan Underwriting Fee = \$395
GOVERNMENT PROGRAM UPFRONT FEES	<ul style="list-style-type: none"> FHA - UFMIP – <i>Insurer or Investor guidelines will apply.</i> USDA - Guarantee Fee VA - Funding Fee
CHFA INTEREST RATE	<p>The interest rate will be determined by the type of CHFA Loan Product selected. CHFA Government (i.e. FHA, VA, USDA- RD) rate; or CHFA Non-Government (i.e. PMI or Uninsured) rate will apply. (<i>See chfa.org home page</i>)</p> <p><i>(CHFA target area rate discount of .25% will apply when applicable and cannot be combined with this programs rate reduction of .125%)</i></p>
AMORTIZATION	30-Year Term, Fixed Rate Mortgage
TARGET GEOGRAPHY	State of Connecticut
ELIGIBLE BORROWERS	<ul style="list-style-type: none"> The borrower must be a disabled first-time homebuyer (or have a disabled member of the household) with no property ownership in the past three (3) yrs. Applicants who have owned a home previously may also apply if they plan to purchase a home located in a Targeted Area. <p><i>(waived in targeted areas – may not own property at time of loan closing)</i></p>
ELIGIBLE / INELIGIBLE PROPERTY TYPES	<p>Eligible</p> <ul style="list-style-type: none"> Existing – Single Family New Construction – <i>Statewide Single Family / 2 unit eligible in Targeted Areas only (3-4 not eligible)</i> 2 – 4 units <i>(existing & occupied as residential for the past 5 years)</i> Not applicable to FHLMC Condominiums - FHA, FNMA, FHLMC, VA or USDA-RD approved – <i>(Includes 2-4 unit projects - Not applicable to FHLMC)</i> Townhomes PUD's <i>(FHA, FNMA, FHLMC, VA or USDA-RD approved)</i>

	<p><u>Ineligible</u></p> <ul style="list-style-type: none">▪ Co-ops , Mixed use properties, Manufactured Homes																																																																										
ELIGIBLE OCCUPANCY	<ul style="list-style-type: none">▪ Owner occupied only (investment properties not allowed)																																																																										
ELIGIBLE PURPOSE	<ul style="list-style-type: none">▪ Purchases only – primary residence - refinance not allowed																																																																										
AUS RECOMMENDATION	<ul style="list-style-type: none">▪ AUS Approve Eligible/Accept																																																																										
MINIMUM CREDIT SCORE	<ul style="list-style-type: none">▪ CHFA has no requirement – <i>Insurer or Investor guidelines will apply.</i>																																																																										
NON-TRADITIONAL CREDIT (MANUAL UNDERWRITE)	<i>Insurer or Investor guidelines will apply.</i>																																																																										
QUALIFYING RATIOS	<ul style="list-style-type: none">▪ Monthly Housing Expense-to-Income ratio must be in compliance with the insurer, (i.e. FHA, VA, USDA-RD, PMI or investor, (i.e. FNMA/FHLMC) guidelines up to a maximum of 45%.▪ Maximum Total Monthly Debt-to-Income ratio = 45%▪ All Loans with CHFA DAP must meet CHFA DAP ratio guidelines of 35% / 43%.																																																																										
MAXIMUM LTV	<ul style="list-style-type: none">▪ 96.5% FHA (3.50% Down)▪ 97.0% CHFA Conventional, HFA Preferred™ / HFA Advantage (3% Down)▪ 95.0% CHFA Conventional, HFA Preferred™ (2-4 unit = 2%)▪ 100 % USDA (LTV may increase to include guarantee fee) <i>DAP not allowed</i>▪ 100% VA (LTV may increase to include the funding fee) <i>DAP not allowed</i> <p><i>Insurer guidelines will apply</i></p>																																																																										
MAXIMUM CLTV	<ul style="list-style-type: none">▪ CLTV = 100% (CHFA DAP)▪ CLTV = 105% <i>(other Subordinate Financing- Follow Investor Guidelines)</i>																																																																										
MINIMUM BORROWER CONTRIBUTION	<ul style="list-style-type: none">▪ Typically 3% - 3.50% of total purchase price depending on insurer. <i>(VA and USDA-RD may not require any down payment.)</i>▪ No insurance required when borrower makes down payment of at least 20% of total purchase price.																																																																										
SUBORDINATE FINANCING	<ul style="list-style-type: none">▪ CHFA Downpayment Assistance Program is available to qualified borrowers.																																																																										
INCOME REQUIREMENTS	<p>An applicant's annual, before tax household income must not exceed the CHFA "Statewide" Income Limits. Borrower's income limit is based on household size.</p> <p><i>(See "Full List" at chfa.org "Income & Sales Price Limits")</i></p> <p><i>Example only:</i></p> <table><tr><th colspan="7">Connecticut Housing Finance Authority - INCOME LIMITS - Eff. 6-4-2018</th></tr><tr><td colspan="7">The Home of Your Own - Homeownership - Reverse Annuity Mortgage Programs use "Statewide" Income Limits: \$96,300 (1 or 2 persons) \$110,745 (3 or more persons)</td></tr><tr><td colspan="7">All other Programs use "Town" Income Limits as shown below except where not applicable (i.e. Targeted Areas for loans without CHFA DAP)</td></tr><tr><th colspan="2">"Town" Income Limits</th><th colspan="2">HOUSEHOLD SIZE</th><th colspan="2">"Town" Income Limits</th><th colspan="2">HOUSEHOLD SIZE</th></tr><tr><th></th><th>1 or 2</th><th>3 or more</th><th></th><th>1 or 2</th><th>3 or more</th><th></th><th>1 or 2</th><th>3 or more</th></tr><tr><td>Fairfield County</td><td></td><td></td><td>Litchfield County, cont.</td><td></td><td></td><td>New Haven County, cont.</td><td></td><td></td></tr><tr><td>Bethel</td><td>129,710</td><td>149,165</td><td>Canaan</td><td>96,800</td><td>111,320</td><td>Prospect</td><td>96,800</td><td>111,320</td></tr><tr><td>Bridgeport *All Areas</td><td>116,160</td><td>135,520</td><td>Colebrook</td><td>96,800</td><td>111,320</td><td>Seymour</td><td>96,800</td><td>111,320</td></tr><tr><td>Brookfield</td><td>129,710</td><td>149,165</td><td>Cornwall</td><td>96,800</td><td>111,320</td><td>Southbury</td><td>96,800</td><td>111,320</td></tr></table> <p>Income Limit can be waived in Federally Targeted Areas unless applicant also borrows under the CHFA Downpayment Assistance Program (DAP).</p>	Connecticut Housing Finance Authority - INCOME LIMITS - Eff. 6-4-2018							The Home of Your Own - Homeownership - Reverse Annuity Mortgage Programs use "Statewide" Income Limits: \$96,300 (1 or 2 persons) \$110,745 (3 or more persons)							All other Programs use "Town" Income Limits as shown below except where not applicable (i.e. Targeted Areas for loans without CHFA DAP)							"Town" Income Limits		HOUSEHOLD SIZE		"Town" Income Limits		HOUSEHOLD SIZE			1 or 2	3 or more		1 or 2	3 or more		1 or 2	3 or more	Fairfield County			Litchfield County, cont.			New Haven County, cont.			Bethel	129,710	149,165	Canaan	96,800	111,320	Prospect	96,800	111,320	Bridgeport *All Areas	116,160	135,520	Colebrook	96,800	111,320	Seymour	96,800	111,320	Brookfield	129,710	149,165	Cornwall	96,800	111,320	Southbury	96,800	111,320
Connecticut Housing Finance Authority - INCOME LIMITS - Eff. 6-4-2018																																																																											
The Home of Your Own - Homeownership - Reverse Annuity Mortgage Programs use "Statewide" Income Limits: \$96,300 (1 or 2 persons) \$110,745 (3 or more persons)																																																																											
All other Programs use "Town" Income Limits as shown below except where not applicable (i.e. Targeted Areas for loans without CHFA DAP)																																																																											
"Town" Income Limits		HOUSEHOLD SIZE		"Town" Income Limits		HOUSEHOLD SIZE																																																																					
	1 or 2	3 or more		1 or 2	3 or more		1 or 2	3 or more																																																																			
Fairfield County			Litchfield County, cont.			New Haven County, cont.																																																																					
Bethel	129,710	149,165	Canaan	96,800	111,320	Prospect	96,800	111,320																																																																			
Bridgeport *All Areas	116,160	135,520	Colebrook	96,800	111,320	Seymour	96,800	111,320																																																																			
Brookfield	129,710	149,165	Cornwall	96,800	111,320	Southbury	96,800	111,320																																																																			

SALES PRICE LIMIT	<p>Purchase price of home must not exceed the CHFA Sales Price Limits established for the specific city or town where property is located.</p> <p><i>(See “Full List” at chfa.org “Income & Sales Price Limits”)</i></p> <p><i>Example only:</i></p> <table><tr><th colspan="8"><u>Connecticut Housing Finance Authority - SALES PRICE LIMITS</u></th><th></th></tr><tr><th colspan="8">Effective June 4, 2018</th><th></th></tr><tr><th>Fairfield County</th><th>Existing</th><th>New</th><th>Litchfield County, cont.</th><th>Existing</th><th>New</th><th>New Haven County, cont.</th><th>Existing</th><th>New</th></tr><tr><td>Bethel</td><td>553,760</td><td>553,760</td><td>Canaan</td><td>329,290</td><td>329,290</td><td>Prospect</td><td>281,645</td><td>281,645</td></tr><tr><td>Bridgeport</td><td>553,760</td><td>553,760</td><td>Colebrook</td><td>329,290</td><td>329,290</td><td>Seymour</td><td>281,645</td><td>281,645</td></tr><tr><td>*Targeted Areas</td><td>676,820</td><td>676,820</td><td>Corwall</td><td>329,290</td><td>329,290</td><td>Southbury</td><td>281,645</td><td>281,645</td></tr><tr><td>Brookfield</td><td>553,760</td><td>553,760</td><td>Goshen</td><td>329,290</td><td>329,290</td><td>Wallingford</td><td>281,645</td><td>281,645</td></tr></table> <p>Appraised value cannot exceed 105% of the purchase price limit</p>	<u>Connecticut Housing Finance Authority - SALES PRICE LIMITS</u>									Effective June 4, 2018									Fairfield County	Existing	New	Litchfield County, cont.	Existing	New	New Haven County, cont.	Existing	New	Bethel	553,760	553,760	Canaan	329,290	329,290	Prospect	281,645	281,645	Bridgeport	553,760	553,760	Colebrook	329,290	329,290	Seymour	281,645	281,645	*Targeted Areas	676,820	676,820	Corwall	329,290	329,290	Southbury	281,645	281,645	Brookfield	553,760	553,760	Goshen	329,290	329,290	Wallingford	281,645	281,645
<u>Connecticut Housing Finance Authority - SALES PRICE LIMITS</u>																																																																
Effective June 4, 2018																																																																
Fairfield County	Existing	New	Litchfield County, cont.	Existing	New	New Haven County, cont.	Existing	New																																																								
Bethel	553,760	553,760	Canaan	329,290	329,290	Prospect	281,645	281,645																																																								
Bridgeport	553,760	553,760	Colebrook	329,290	329,290	Seymour	281,645	281,645																																																								
*Targeted Areas	676,820	676,820	Corwall	329,290	329,290	Southbury	281,645	281,645																																																								
Brookfield	553,760	553,760	Goshen	329,290	329,290	Wallingford	281,645	281,645																																																								
RESERVES	Reserve requirements for 2-4 family properties must be in compliance with insurer (i.e. FHA, VA, USDA-RD or PMI) or investor (i.e. FNMA / FHLMC) guidelines.																																																															
REQUIRED DOCUMENTATION	<ul style="list-style-type: none">Lender must obtain proof of disability with documentation from a government agency such as a copy of the Social Security Administration award letter.																																																															
INTERESTED PARTY CONTRIBUTIONS	<i>Insurer or Investor guidelines will apply.</i>																																																															
HOMEBUYER EDUCATION	<ul style="list-style-type: none">3- Hr. Counseling Certificate required for at least one borrower/co-borrower. <i>(An optional 8-Hr. in-depth counseling is also accepted.)</i>Landlord Certificate also required if purchasing 2-4 family unit.On-Line Homebuyer counseling is available through eHome America in partnership with CHFA. <i>(See Homebuyer and Lender Online Registration Instructions)</i>																																																															
ELIGIBLE MORTGAGE INSURERS	<ul style="list-style-type: none">Government loans must be insured through FHA, VA, USDA-RD.Conventional loans must be originated under HFA Preferred™ (PMI) or HFA Advantage® (PMI) Loan Programs.																																																															
MORTGAGE INSURANCE COVERAGE	<i>Refer to MI Company guidelines for specific eligibility and underwriting requirements.</i>																																																															
FEDERAL RECAPTURE TAX	<p>Subject to Federal Recapture Tax unless:</p> <ul style="list-style-type: none">Home sold more than nine (9) years after purchase.No profit (capital gain) on sale.Household income is below Recapture Tax Limit at time of sale. <p><i>(See eligibility for CHFA reimbursement – Form 049-0313 if recapture tax payment is required)</i></p>																																																															
SERVICER	<ul style="list-style-type: none">Idaho Housing Finance Association; Service Released Lenders <i>(HomeLoanServ for loss payee clauses & Servicing Transfer Notice)</i>AmeriNat - (FICO score ≤ 618); Service Released Lenders.Service Retained Lenders - (FICO score ≤ 618) retain servicing.																																																															




HOMEBUYER MORTGAGE




(REGULAR HOMEBUYER PROGRAM)

PURPOSE AND OVERVIEW:

The Homebuyer Mortgage Program Loan provides below-market interest rate mortgage loans to people interested in purchasing their first home as well as previous homeowners who purchase a home in Federally Targeted Areas of the State.

PARAMETER	Eligibility Requirements
LENDER ORIGATION FEE	CHFA Origination Fee will be 1.00% of the first mortgage loan amount for all loans.
CHFA ALLOWABLE FEES	<ul style="list-style-type: none"> ▪ Loan Processing Fee = \$395 ▪ Loan Underwriting Fee = \$395
GOVERNMENT PROGRAM UPFRONT FEES	<ul style="list-style-type: none"> ▪ FHA - UFMIP – <i>Insurer or Investor guidelines will apply</i> ▪ USDA - Guarantee Fee ▪ VA - Funding Fee
CHFA INTEREST RATE	<p>The interest rate will be determined by the type of CHFA Loan Product selected. CHFA Government (i.e. FHA, VA, USDA-RD) rate; or CHFA Non-Government (i.e. PMI or Uninsured) rate will apply. (<i>See chfa.org home page</i>)</p> <p><i>(CHFA target area rate discount of .25% will apply when applicable)</i></p>
AMORTIZATION	30-Year Term, Fixed Rate Mortgage (FRM)
TARGET GEOGRAPHY	State of Connecticut
ELIGIBLE BORROWERS	<ul style="list-style-type: none"> ▪ The borrower must be a first-time homebuyer with no property ownership in the past three (3) yrs. <p><i>(waived in targeted areas – may not own property at time of loan closing)</i></p>
ELIGIBLE / INELIGIBLE PROPERTY TYPES	<p>Eligible</p> <ul style="list-style-type: none"> ▪ Existing – Single Family ▪ New Construction – Statewide Single Family / 2 unit eligible in Targeted Areas only (3-4 not eligible) ▪ 2 – 4 units (existing & occupied as residential for the past 5 years) ▪ Condominiums FHA, VA or USDA-RD approved – (Includes 2-4 unit projects) ▪ Townhomes ▪ PUD's (FHA, VA or USDA-RD approved)

	Ineligible <ul style="list-style-type: none">Co-ops , Mixed use properties, Manufactured Homes																																																																														
ELIGIBLE OCCUPANCY	<ul style="list-style-type: none">Owner occupied only (investment properties not allowed)																																																																														
ELIGIBLE PURPOSE	<ul style="list-style-type: none">Purchases only – primary residence - refinance not allowed																																																																														
AUS RECOMMENDATION	<ul style="list-style-type: none">AUS Approve Eligible/Accept																																																																														
MINIMUM CREDIT SCORE	<ul style="list-style-type: none">CHFA has no requirement – <i>Insurer or Investor guidelines will apply.</i>																																																																														
NON-TRADITIONAL CREDIT (MANUAL UNDERWRITE)	<i>Insurer or Investor guidelines will apply.</i>																																																																														
QUALIFYING RATIOS	<ul style="list-style-type: none">Monthly Housing Expense-to-Income ratio must be in compliance with the insurer, (i.e. FHA, VA, USDA-RD, PMI or investor, (i.e. FNMA / FHLMC) guidelines up to a maximum of 45%.Maximum Total Monthly Debt-to-Income ratio = 45%All Loans with CHFA DAP must meet CHFA DAP ratio guidelines of 35% / 43%.																																																																														
MAXIMUM LTV	<ul style="list-style-type: none">96.5% FHA (3.50% Down)100 % USDA (LTV may increase to include guarantee fee) <i>DAP not allowed</i>100% VA (LTV may increase to include the funding fee) <i>DAP not allowed</i> <i>Insurer guidelines will apply</i>																																																																														
MAXIMUM CLTV	<ul style="list-style-type: none">CLTV = 100% (CHFA DAP)CLTV = 105% (<i>other Subordinate Financing- Follow Investor Guidelines</i>)																																																																														
MINIMUM BORROWER CONTRIBUTION	<ul style="list-style-type: none">3.50% of total purchase price depending on insurer. <i>(VA and USDA-RD may not require any down payment.)</i>																																																																														
SUBORDINATE FINANCING	<ul style="list-style-type: none">CHFA Downpayment Assistance Program is available to qualified borrowers.																																																																														
INCOME REQUIREMENTS	<p>An applicant’s annual, before tax household income must not exceed the CHFA Income Limits for “Applicable Town”. Borrower’s income limit is based on household size.</p> <p><i>(See “Full List” at chfa.org “Income & Sales Price Limits”)</i></p> <p><i>Example only:</i></p> <table><tr><th colspan="6">Connecticut Housing Finance Authority - INCOME LIMITS - Eff. 6-4-2018</th><th colspan="2"></th></tr><tr><td colspan="8">The Home of Your Own - Homeownership - Reverse Annuity Mortgage Programs use "Statewide" Income Limits: \$96,300 (1 or 2 persons) \$110,745 (3 or more persons)</td></tr><tr><td colspan="8">All other Programs use "Town" Income Limits as shown below except where not applicable (i.e. Targeted Areas for loans without CHFA DAP)</td></tr><tr><th>"Town" Income Limits</th><th colspan="2">HOUSEHOLD SIZE</th><th>"Town" Income Limits</th><th colspan="2">HOUSEHOLD SIZE</th><th>"Town" Income Limits</th><th colspan="2">HOUSEHOLD SIZE</th></tr><tr><th></th><th>1 or 2</th><th>3 or more</th><th></th><th>1 or 2</th><th>3 or more</th><th></th><th>1 or 2</th><th>3 or more</th></tr><tr><td>Fairfield County</td><td></td><td></td><td>Litchfield County, cont.</td><td></td><td></td><td>New Haven County, cont.</td><td></td><td></td></tr><tr><td>Bethel</td><td>129,710</td><td>149,165</td><td>Canaan</td><td>96,800</td><td>111,320</td><td>Prospect</td><td>96,800</td><td>111,320</td></tr><tr><td>Bridgeport *All Areas</td><td>116,160</td><td>135,520</td><td>Colebrook</td><td>96,800</td><td>111,320</td><td>Seymour</td><td>96,800</td><td>111,320</td></tr><tr><td>Brookfield</td><td>129,710</td><td>149,165</td><td>Cornwall</td><td>96,800</td><td>111,320</td><td>Southbury</td><td>96,800</td><td>111,320</td></tr></table> <p>Income Limit can be waived in Federally Targeted Areas unless applicant also borrows under the CHFA Downpayment Assistance Program (DAP).</p>	Connecticut Housing Finance Authority - INCOME LIMITS - Eff. 6-4-2018								The Home of Your Own - Homeownership - Reverse Annuity Mortgage Programs use "Statewide" Income Limits: \$96,300 (1 or 2 persons) \$110,745 (3 or more persons)								All other Programs use "Town" Income Limits as shown below except where not applicable (i.e. Targeted Areas for loans without CHFA DAP)								"Town" Income Limits	HOUSEHOLD SIZE		"Town" Income Limits	HOUSEHOLD SIZE		"Town" Income Limits	HOUSEHOLD SIZE			1 or 2	3 or more		1 or 2	3 or more		1 or 2	3 or more	Fairfield County			Litchfield County, cont.			New Haven County, cont.			Bethel	129,710	149,165	Canaan	96,800	111,320	Prospect	96,800	111,320	Bridgeport *All Areas	116,160	135,520	Colebrook	96,800	111,320	Seymour	96,800	111,320	Brookfield	129,710	149,165	Cornwall	96,800	111,320	Southbury	96,800	111,320
Connecticut Housing Finance Authority - INCOME LIMITS - Eff. 6-4-2018																																																																															
The Home of Your Own - Homeownership - Reverse Annuity Mortgage Programs use "Statewide" Income Limits: \$96,300 (1 or 2 persons) \$110,745 (3 or more persons)																																																																															
All other Programs use "Town" Income Limits as shown below except where not applicable (i.e. Targeted Areas for loans without CHFA DAP)																																																																															
"Town" Income Limits	HOUSEHOLD SIZE		"Town" Income Limits	HOUSEHOLD SIZE		"Town" Income Limits	HOUSEHOLD SIZE																																																																								
	1 or 2	3 or more		1 or 2	3 or more		1 or 2	3 or more																																																																							
Fairfield County			Litchfield County, cont.			New Haven County, cont.																																																																									
Bethel	129,710	149,165	Canaan	96,800	111,320	Prospect	96,800	111,320																																																																							
Bridgeport *All Areas	116,160	135,520	Colebrook	96,800	111,320	Seymour	96,800	111,320																																																																							
Brookfield	129,710	149,165	Cornwall	96,800	111,320	Southbury	96,800	111,320																																																																							

SALES PRICE LIMIT	<p>Purchase price of home must not exceed the CHFA <i>Sales Price Limits</i> established for the specific city or town where property is located.</p> <p><i>(See “Full List” at chfa.org “Income & Sales Price Limits”)</i></p> <p><i>Example only:</i></p> <table><tr><th colspan="7">Connecticut Housing Finance Authority - SALES PRICE LIMITS</th><th></th></tr><tr><th colspan="7">Effective June 4, 2018</th><th></th></tr><tr><th colspan="3">Fairfield County</th><th colspan="2">Litchfield County, cont.</th><th colspan="2">New Haven County, cont.</th><th></th></tr><tr><th></th><th>Existing</th><th>New</th><th></th><th>Existing</th><th>New</th><th></th><th></th></tr><tr><td>Bethel</td><td>553,760</td><td>553,760</td><td>Canaan</td><td>329,290</td><td>329,290</td><td>Prospect</td><td>281,645</td></tr><tr><td>Bridgeport</td><td>553,760</td><td>553,760</td><td>Colebrook</td><td>329,290</td><td>329,290</td><td>Seymour</td><td>281,645</td></tr><tr><td>*Targeted Areas</td><td>676,820</td><td>676,820</td><td>Comwall</td><td>329,290</td><td>329,290</td><td>Southbury</td><td>281,645</td></tr><tr><td>Brookfield</td><td>553,760</td><td>553,760</td><td>Goshen</td><td>329,290</td><td>329,290</td><td>Wallingford</td><td>281,645</td></tr></table> <p>Appraised value cannot exceed 105% of the purchase price limit.</p>	Connecticut Housing Finance Authority - SALES PRICE LIMITS								Effective June 4, 2018								Fairfield County			Litchfield County, cont.		New Haven County, cont.				Existing	New		Existing	New			Bethel	553,760	553,760	Canaan	329,290	329,290	Prospect	281,645	Bridgeport	553,760	553,760	Colebrook	329,290	329,290	Seymour	281,645	*Targeted Areas	676,820	676,820	Comwall	329,290	329,290	Southbury	281,645	Brookfield	553,760	553,760	Goshen	329,290	329,290	Wallingford	281,645
Connecticut Housing Finance Authority - SALES PRICE LIMITS																																																																	
Effective June 4, 2018																																																																	
Fairfield County			Litchfield County, cont.		New Haven County, cont.																																																												
	Existing	New		Existing	New																																																												
Bethel	553,760	553,760	Canaan	329,290	329,290	Prospect	281,645																																																										
Bridgeport	553,760	553,760	Colebrook	329,290	329,290	Seymour	281,645																																																										
*Targeted Areas	676,820	676,820	Comwall	329,290	329,290	Southbury	281,645																																																										
Brookfield	553,760	553,760	Goshen	329,290	329,290	Wallingford	281,645																																																										
RESERVES	Reserve requirements for 2-4 family properties must be in compliance with insurer (i.e. FHA, VA, USDA-RD) or investor guidelines.																																																																
INTERESTED PARTY CONTRIBUTIONS	<i>Insurer or Investor guidelines will apply.</i>																																																																
HOMEBUYER EDUCATION	<ul style="list-style-type: none">▪ 3- Hr. Counseling Certificate required for at least one borrower/co-borrower. <i>(An optional 8-Hr. in-depth counseling is also accepted.)</i>▪ Landlord Certificate also required if purchasing 2-4 family unit.▪ On-Line Homebuyer counseling is available through eHome America in partnership with CHFA. <i>(See Homebuyer and Lender Online Registration Instructions)</i>																																																																
ELIGIBLE MORTGAGE INSURERS	<ul style="list-style-type: none">▪ Government loans must be insured through FHA, VA, USDA-RD.																																																																
MORTGAGE INSURANCE COVERAGE	<i>Insurer or Investor guidelines will apply.</i>																																																																
FEDERAL RECAPTURE TAX	<p>Subject to Federal Recapture Tax unless:</p> <ul style="list-style-type: none">▪ Home sold more than nine (9) years after purchase.▪ No profit (capital gain) on sale.▪ Household income is below Recapture Tax Limit at time of sale. <p><i>(See eligibility for CHFA reimbursement – Form 049-0313 if recapture tax payment is required)</i></p>																																																																
SERVICER	<ul style="list-style-type: none">▪ Idaho Housing Finance Association; Service Released Lenders <i>(HomeLoanServ for loss payee clauses & Servicing Transfer Notice)</i>▪ AmeriNat - (FICO score ≤ 618); Service Released Lenders.▪ Service Retained Lenders - (FICO score ≤ 618) retain servicing.																																																																

HOMEOWNERSHIP MORTGAGE

(Applicants in Public Housing or Receiving Public Housing Assistance)

PURPOSE AND OVERVIEW:

The Homeownership Program offers mortgages at below-market interest rates to Tenants of Publicly Assisted Housing who wish to transition from renting to homeownership. Though the program is primarily designed to support first-time homebuyers, renters who were homeowners may still be eligible for a loan under this program if the property they intend to buy is located in a Federally Targeted Area.

PARAMETER	Eligibility Requirements
LENDER ORIGATION FEE	CHFA Origination Fee will be 1.00% of the first mortgage loan amount for all loans.
CHFA ALLOWABLE FEES	<ul style="list-style-type: none"> Loan Processing Fee = \$395 Loan Underwriting Fee = \$395
GOVERNMENT PROGRAM UPFRONT FEES	<ul style="list-style-type: none"> FHA - UFMIP – <i>Insurer or Investor guidelines will apply.</i> USDA - Guarantee Fee VA - Funding Fee
CHFA INTEREST RATE	<p>The interest rate will be determined by the type of CHFA Loan Product selected. CHFA Government (i.e. FHA, VA, USDA-RD) rate; or CHFA Non-Government (i.e. PMI or Uninsured) rate will apply. (<i>See chfa.org home page</i>)</p> <p><i>(CHFA target area rate discount of .25% will apply when applicable and cannot be combined with this programs rate reduction of .125%)</i></p>
AMORTIZATION	30-Year Term, Fixed Rate Mortgage (FRM)
TARGET GEOGRAPHY	State of Connecticut
ELIGIBLE BORROWERS	<p>Tenants of public housing or receive public housing assistance through Section 8, Rental Assistance Program, The Department of Developmental Services or the State Moderate Rental Program.</p> <p><i>Residents of one of the following types of properties may also be eligible:</i></p> <ul style="list-style-type: none"> Residences managed by CHFA or a municipal housing authority. CHFA financed rental properties. HUD subsidized housing supported by HUD Programs 221(d)(3), 241(f) or 236. <p><i>The borrower must be a first-time homebuyer with no property ownership in the past (3) yrs. (waived in targeted areas – may not own property at time of loan closing)</i></p>

ELIGIBLE / INELIGIBLE PROPERTY TYPES	<p><u>Eligible</u></p> <ul style="list-style-type: none"> Existing – Single Family New Construction – Statewide Single Family / 2 unit eligible in Targeted Areas only (3-4 not eligible) 2 – 4 units (existing & occupied as residential for the past 5 years – not applicable to FHLMC) Condominiums - FHA, FNMA, FHLMC, VA or USDA-RD approved – (Includes 2-4 unit projects - Not applicable to FHLMC) Townhomes PUD's (FHA, FNMA, FHLMC, VA or USDA-RD approved) <p><u>Ineligible</u></p> <ul style="list-style-type: none"> Co-ops , Mixed use properties, Manufactured Homes
ELIGIBLE OCCUPANCY	<ul style="list-style-type: none"> Owner occupied only (investment properties not allowed)
ELIGIBLE PURPOSE	<ul style="list-style-type: none"> Purchases only – primary residence - refinance not allowed
AUS RECOMMENDATION	<ul style="list-style-type: none"> AUS Approve Eligible/Accept
MINIMUM CREDIT SCORE	<ul style="list-style-type: none"> CHFA has no requirement – <i>Insurer or Investor guidelines will apply.</i>
NON-TRADITIONAL CREDIT (MANUAL UNDERWRITE)	<p><i>Insurer or Investor guidelines will apply.</i></p>
QUALIFYING RATIOS	<ul style="list-style-type: none"> Monthly Housing Expense-to-Income ratio must be in compliance with the insurer, (i.e. FHA, VA, USDA-RD, PMI or investor, (i.e. FNMA/FHLMC) guidelines up to a maximum of 45%. Maximum Total Monthly Debt-to-Income ratio = 45% All Loans with CHFA DAP must meet CHFA DAP ratio guidelines of 35% / 43%.
MAXIMUM LTV	<ul style="list-style-type: none"> 96.5% FHA (3.50% Down) 97.0% CHFA Conventional, HFA Preferred™ / HFA Advantage (3% Down) 95.0% CHFA Conventional, HFA Preferred™ (2-4 unit = 2%) 100 % USDA (LTV may increase to include guarantee fee) <i>DAP not allowed</i> 100% VA (LTV may increase to include the funding fee) <i>DAP not allowed</i> <p><i>Insurer guidelines will apply</i></p>
MAXIMUM CLTV	<ul style="list-style-type: none"> CLTV = 100% (CHFA DAP) CLTV = 105% <i>(other Subordinate Financing- Follow Investor Guidelines)</i>
MINIMUM BORROWER CONTRIBUTION	<ul style="list-style-type: none"> Typically 3% - 3.50% of total purchase price depending on insurer. <i>(VA and USDA-RD may not require any down payment.)</i> No insurance required when borrower makes down payment of at least 20% of total purchase price.

SUBORDINATE FINANCING	<ul style="list-style-type: none">CHFA Downpayment Assistance Program is available to qualified borrowers.																																																																																																																																																																																
INCOME REQUIREMENTS	<p>An applicant's annual, before tax household income must not exceed the CHFA "Statewide" Income Limits. Borrower's income limit is based on household size.</p> <p><i>(See "Full List" at chfa.org "Income & Sales Price Limits")</i></p> <p><i>Example only:</i></p> <table><tr><th colspan="10">Connecticut Housing Finance Authority - INCOME LIMITS - Eff. 6-4-2018</th></tr><tr><td colspan="10">The Home of Your Own - Homeownership - Reverse Annuity Mortgage Programs use "Statewide" Income Limits: \$96,300 (1 or 2 persons) \$110,745 (3 or more persons)</td></tr><tr><td colspan="10">All other Programs use "Town" Income Limits as shown below except where not applicable (i.e. Targeted Areas for loans without CHFA DAP)</td></tr><tr><th colspan="3">"Town" Income Limits</th><th colspan="3">HOUSEHOLD SIZE</th><th colspan="3">"Town" Income Limits</th><th colspan="3">HOUSEHOLD SIZE</th></tr><tr><td colspan="3"></td><td colspan="3">1 or 2</td><td colspan="3">3 or more</td><td colspan="3"></td></tr><tr><td colspan="3">Fairfield County</td><td colspan="3">129,710</td><td colspan="3">149,165</td><td colspan="3">Litchfield County, cont.</td></tr><tr><td colspan="3">Bethel</td><td colspan="3">129,710</td><td colspan="3">149,165</td><td colspan="3">Canaan</td></tr><tr><td colspan="3">Bridgeport "All Areas</td><td colspan="3">116,160</td><td colspan="3">135,520</td><td colspan="3">Colebrook</td></tr><tr><td colspan="3">Brookfield</td><td colspan="3">129,710</td><td colspan="3">149,165</td><td colspan="3">Cornwall</td></tr><tr><td colspan="3"></td><td colspan="3"></td><td colspan="3"></td><td colspan="3">New Haven County, cont.</td></tr><tr><td colspan="3"></td><td colspan="3"></td><td colspan="3"></td><td colspan="3">Prospect</td></tr><tr><td colspan="3"></td><td colspan="3"></td><td colspan="3"></td><td colspan="3">Seymour</td></tr><tr><td colspan="3"></td><td colspan="3"></td><td colspan="3"></td><td colspan="3">Southbury</td></tr></table> <p>Income Limit can be waived in Federally Targeted Areas unless applicant also borrows under the CHFA Downpayment Assistance Program (DAP).</p>	Connecticut Housing Finance Authority - INCOME LIMITS - Eff. 6-4-2018										The Home of Your Own - Homeownership - Reverse Annuity Mortgage Programs use "Statewide" Income Limits: \$96,300 (1 or 2 persons) \$110,745 (3 or more persons)										All other Programs use "Town" Income Limits as shown below except where not applicable (i.e. Targeted Areas for loans without CHFA DAP)										"Town" Income Limits			HOUSEHOLD SIZE			"Town" Income Limits			HOUSEHOLD SIZE						1 or 2			3 or more						Fairfield County			129,710			149,165			Litchfield County, cont.			Bethel			129,710			149,165			Canaan			Bridgeport "All Areas			116,160			135,520			Colebrook			Brookfield			129,710			149,165			Cornwall												New Haven County, cont.												Prospect												Seymour												Southbury																												
Connecticut Housing Finance Authority - INCOME LIMITS - Eff. 6-4-2018																																																																																																																																																																																	
The Home of Your Own - Homeownership - Reverse Annuity Mortgage Programs use "Statewide" Income Limits: \$96,300 (1 or 2 persons) \$110,745 (3 or more persons)																																																																																																																																																																																	
All other Programs use "Town" Income Limits as shown below except where not applicable (i.e. Targeted Areas for loans without CHFA DAP)																																																																																																																																																																																	
"Town" Income Limits			HOUSEHOLD SIZE			"Town" Income Limits			HOUSEHOLD SIZE																																																																																																																																																																								
			1 or 2			3 or more																																																																																																																																																																											
Fairfield County			129,710			149,165			Litchfield County, cont.																																																																																																																																																																								
Bethel			129,710			149,165			Canaan																																																																																																																																																																								
Bridgeport "All Areas			116,160			135,520			Colebrook																																																																																																																																																																								
Brookfield			129,710			149,165			Cornwall																																																																																																																																																																								
									New Haven County, cont.																																																																																																																																																																								
									Prospect																																																																																																																																																																								
									Seymour																																																																																																																																																																								
									Southbury																																																																																																																																																																								
SALES PRICE LIMIT	<p>Purchase price of home must not exceed the CHFA Sales Price Limits established for the specific city or town where property is located.</p> <p><i>(See "Full List" at chfa.org "Income & Sales Price Limits")</i></p> <p><i>Example only:</i></p> <table><tr><th colspan="10">Connecticut Housing Finance Authority - SALES PRICE LIMITS</th></tr><tr><td colspan="10">Effective June 4, 2018</td></tr><tr><td colspan="3">Fairfield County</td><td colspan="3">Existing</td><td colspan="3">New</td><td colspan="3">Litchfield County, cont.</td></tr><tr><td colspan="3">Bethel</td><td colspan="3">553,760</td><td colspan="3">553,760</td><td colspan="3">Canaan</td></tr><tr><td colspan="3">Bridgeport</td><td colspan="3">553,760</td><td colspan="3">553,760</td><td colspan="3">Colebrook</td></tr><tr><td colspan="3">"Targeted Areas</td><td colspan="3">676,820</td><td colspan="3">676,820</td><td colspan="3">Cornwall</td></tr><tr><td colspan="3">Brookfield</td><td colspan="3">553,760</td><td colspan="3">553,760</td><td colspan="3">Goshen</td></tr><tr><td colspan="3"></td><td colspan="3"></td><td colspan="3"></td><td colspan="3">Hartford</td></tr><tr><td colspan="3"></td><td colspan="3"></td><td colspan="3"></td><td colspan="3">Meriden</td></tr><tr><td colspan="3"></td><td colspan="3"></td><td colspan="3"></td><td colspan="3">New Britain</td></tr><tr><td colspan="3"></td><td colspan="3"></td><td colspan="3"></td><td colspan="3">New Haven County, cont.</td></tr><tr><td colspan="3"></td><td colspan="3"></td><td colspan="3"></td><td colspan="3">Prospect</td></tr><tr><td colspan="3"></td><td colspan="3"></td><td colspan="3"></td><td colspan="3">Seymour</td></tr><tr><td colspan="3"></td><td colspan="3"></td><td colspan="3"></td><td colspan="3">Southbury</td></tr><tr><td colspan="3"></td><td colspan="3"></td><td colspan="3"></td><td colspan="3">Wallingford</td></tr></table> <p>Appraised value cannot exceed 105% of the purchase price limit.</p>	Connecticut Housing Finance Authority - SALES PRICE LIMITS										Effective June 4, 2018										Fairfield County			Existing			New			Litchfield County, cont.			Bethel			553,760			553,760			Canaan			Bridgeport			553,760			553,760			Colebrook			"Targeted Areas			676,820			676,820			Cornwall			Brookfield			553,760			553,760			Goshen												Hartford												Meriden												New Britain												New Haven County, cont.												Prospect												Seymour												Southbury												Wallingford		
Connecticut Housing Finance Authority - SALES PRICE LIMITS																																																																																																																																																																																	
Effective June 4, 2018																																																																																																																																																																																	
Fairfield County			Existing			New			Litchfield County, cont.																																																																																																																																																																								
Bethel			553,760			553,760			Canaan																																																																																																																																																																								
Bridgeport			553,760			553,760			Colebrook																																																																																																																																																																								
"Targeted Areas			676,820			676,820			Cornwall																																																																																																																																																																								
Brookfield			553,760			553,760			Goshen																																																																																																																																																																								
									Hartford																																																																																																																																																																								
									Meriden																																																																																																																																																																								
									New Britain																																																																																																																																																																								
									New Haven County, cont.																																																																																																																																																																								
									Prospect																																																																																																																																																																								
									Seymour																																																																																																																																																																								
									Southbury																																																																																																																																																																								
									Wallingford																																																																																																																																																																								
RESERVES	<p>Reserve requirements for 2-4 family properties must be in compliance with insurer (i.e. FHA, VA, USDA-RD or PMI) or investor (i.e. FNMA / FHLMC) guidelines.</p>																																																																																																																																																																																
INTERESTED PARTY CONTRIBUTIONS	<p><i>Insurer or Investor guidelines will apply.</i></p>																																																																																																																																																																																
HOMEBUYER EDUCATION	<ul style="list-style-type: none">All borrower(s) must attend 3- Hr. Homeownership Counseling. <i>(An optional 8-Hr. in-depth counseling is also accepted.)</i>Landlord Certificate also required if purchasing 2-4 family unit.On-Line Homebuyer counseling is available through eHome America in partnership with CHFA. <i>(See Homebuyer and Lender Online Registration Instructions)</i>																																																																																																																																																																																
ELIGIBLE MORTGAGE INSURERS	<ul style="list-style-type: none">Government loans must be insured through FHA, VA, USDA-RD.Conventional loans must be originated under HFA Preferred™ (PMI) or HFA Advantage® (PMI) Loan Programs.																																																																																																																																																																																

MORTGAGE INSURANCE COVERAGE	<i>Refer to MI Company guidelines for specific eligibility and underwriting requirements.</i>
FEDERAL RECAPTURE TAX	<p>Subject to Federal Recapture Tax unless:</p> <ul style="list-style-type: none"> ▪ Home sold more than nine (9) years after purchase ▪ No profit (capital gain) on sale ▪ Household Income is below Recapture Tax Limit at time of sale <p><i>(See eligibility for CHFA reimbursement – Form 049-0313 if recapture tax payment is required)</i></p>
SERVICER	<ul style="list-style-type: none"> ▪ Idaho Housing Finance Association; Service Released Lenders <i>(HomeLoanServ for loss payee clauses & Servicing Transfer Notice)</i> ▪ AmeriNat - (FICO score \leq 618); Service Released Lenders. ▪ Service Retained Lenders - (FICO score \leq 618) retain servicing.

Homeownership Mortgage- Rev 12-2018







MILITARY HOMEOWNERSHIP

PURPOSE AND OVERVIEW:

The Military Homeownership Program is designed to help the men and women who serve our country realize the dream of owning their first home. The program offers home loans at below-market interest rates to members of the U.S. military, Reserve or National Guard, U.S. military veterans, and some widowed military spouses or civil union partners.

PARAMETER	Eligibility Requirements
LENDER ORIGATION FEE	CHFA Origination Fee will be 1.00% of the first mortgage loan amount for all loans.
CHFA ALLOWABLE FEES	<ul style="list-style-type: none"> ▪ Loan Processing Fee = \$395 ▪ Loan Underwriting Fee = \$395
GOVERNMENT PROGRAM UPFRONT FEES	<ul style="list-style-type: none"> ▪ FHA - UFMIP – <i>Insurer or Investor guidelines will apply.</i> ▪ USDA - Guarantee Fee ▪ VA - Funding Fee
CHFA INTEREST RATE	<p>The interest rate will be determined by the type of CHFA Loan Product selected. CHFA Government (i.e. FHA, VA, USDA-RD) rate; or CHFA Non-Government (i.e. PMI or Uninsured) rate will apply. (See chfa.org home page)</p> <p><i>(CHFA target area rate discount of .25% will apply when applicable and cannot be combined with this programs rate reduction of .125%)</i></p>
AMORTIZATION	30-Year Term, Fixed Rate Mortgage (FRM)
TARGET GEOGRAPHY	State of Connecticut
ELIGIBLE BORROWERS	<ul style="list-style-type: none"> ▪ Veterans, full-time active duty, Reserve or National Guard service member of the United States military. ▪ Unmarried surviving spouses or civil union partners of eligible veterans who died as a result of military service or service-connected disabilities may also be eligible. ▪ First-time homebuyer with no homeownership in the past (3) years. <p><i>(waived in targeted areas - may not own any other property at the time of loan closing.)</i></p>

ELIGIBLE / INELIGIBLE PROPERTY TYPES	<p><u>Eligible</u></p> <ul style="list-style-type: none"> Existing – Single Family New Construction – Statewide Single Family / 2 unit eligible in Targeted Areas only (3-4 not eligible) 2 – 4 units (existing & occupied as residential for the past 5 years – not applicable to FHLMC) Condominiums - FHA, FNMA, FHLMC, VA or USDA-RD approved – (Includes 2-4 unit projects - Not applicable to FHLMC) Townhomes PUD's (FHA, FNMA, FHLMC, VA or USDA-RD approved) <p><u>Ineligible</u></p> <ul style="list-style-type: none"> Co-ops , Mixed use properties, Manufactured Homes
ELIGIBLE OCCUPANCY	<ul style="list-style-type: none"> Owner occupied only (investment properties not allowed) If called to Active Duty, borrower/s should contact CHFA directly to obtain permission to rent the home during deployment.
ELIGIBLE PURPOSE	<ul style="list-style-type: none"> Purchases only – primary residence – refinance not allowed
AUS RECOMMENDATION	<ul style="list-style-type: none"> AUS Approve Eligible/Accept is strongly recommended.
MINIMUM CREDIT SCORE	<ul style="list-style-type: none"> CHFA has no requirement – <i>Insurer or Investor guidelines will apply.</i>
NON-TRADITIONAL CREDIT (MANUAL UNDERWRITE)	<p><i>Insurer or Investor guidelines will apply.</i></p>
QUALIFYING RATIOS	<ul style="list-style-type: none"> Monthly Housing Expense-to-Income ratio must be in compliance with the insurer, (i.e. FHA, VA, USDA-RD, PMI or investor, (i.e. FNMA/FHLMC) guidelines up to a maximum of 45%. Maximum Total Monthly Debt-to-Income ratio = 45% All Loans with CHFA DAP must meet CHFA DAP ratio guidelines of 35% / 43%.
MAXIMUM LTV	<ul style="list-style-type: none"> 96.5% FHA (3.50% Down) 97.0% CHFA Conventional, HFA Preferred™ / HFA Advantage® (3% Down) 95.0% CHFA Conventional, HFA Preferred™ (2-4 unit = 2%) 100 % USDA (LTV may increase to include guarantee fee) <i>DAP not allowed</i> 100% VA (LTV may increase to include the funding fee) <i>DAP not allowed</i> <p><i>Insurer guidelines will apply</i></p>
MAXIMUM CLTV	<ul style="list-style-type: none"> CLTV = 100% (CHFA DAP) CLTV = 105% <i>(other Subordinate Financing- Follow Investor Guidelines)</i>

MINIMUM BORROWER CONTRIBUTION	<ul style="list-style-type: none">3% - 3.50% of total purchase price depending on insurer. <i>(VA and USDA-RD may not require any down payment)</i>Borrowers with 20% or more down payment may apply for an uninsured first mortgage, statewide.																																																																					
SUBORDINATE FINANCING	<ul style="list-style-type: none">CHFA Downpayment Assistance Program is available to qualified borrowers.																																																																					
INCOME REQUIREMENTS	<p>An applicant's annual, before tax household income must not exceed the CHFA Income Limits for "Applicable Town". Borrower's income limit is based on household size.</p> <p><i>(See "Full List" at chfa.org "Income & Sales Price Limits")</i></p> <p><i>Example only:</i></p> <table><tr><th colspan="7">Connecticut Housing Finance Authority - INCOME LIMITS - Eff. 6-4-2018</th><th></th></tr><tr><td colspan="8"><i>The Home of Your Own - Homeownership - Reverse Annuity Mortgage Programs use "Statewide" Income Limits: \$96,300 (1 or 2 persons) \$110,745 (3 or more persons)</i></td></tr><tr><td colspan="8"><i>All other Programs use "Town" Income Limits as shown below except where not applicable (i.e. Targeted Areas for loans without CHFA DAP)</i></td></tr><tr><th>"Town" Income Limits</th><th colspan="2">HOUSEHOLD SIZE</th><th>"Town" Income Limits</th><th colspan="2">HOUSEHOLD SIZE</th><th>"Town" Income Limits</th><th colspan="2">HOUSEHOLD SIZE</th></tr><tr><th>Fairfield County</th><th>1 or 2</th><th>3 or more</th><th>Litchfield County, cont.</th><th>1 or 2</th><th>3 or more</th><th>New Haven County, cont.</th><th>1 or 2</th><th>3 or more</th></tr><tr><td>Bethel</td><td>129,710</td><td>149,165</td><td>Canaan</td><td>96,800</td><td>111,320</td><td>Prospect</td><td>96,800</td><td>111,320</td></tr><tr><td>Bridgeport *All Areas</td><td>116,160</td><td>135,520</td><td>Colebrook</td><td>96,800</td><td>111,320</td><td>Seymour</td><td>96,800</td><td>111,320</td></tr><tr><td>Brookfield</td><td>129,710</td><td>149,165</td><td>Corwall</td><td>96,800</td><td>111,320</td><td>Southbury</td><td>96,800</td><td>111,320</td></tr></table> <p>Income Limit can be waived in Federally Targeted Areas unless applicant also borrows under the CHFA Downpayment Assistance Program (DAP).</p>	Connecticut Housing Finance Authority - INCOME LIMITS - Eff. 6-4-2018								<i>The Home of Your Own - Homeownership - Reverse Annuity Mortgage Programs use "Statewide" Income Limits: \$96,300 (1 or 2 persons) \$110,745 (3 or more persons)</i>								<i>All other Programs use "Town" Income Limits as shown below except where not applicable (i.e. Targeted Areas for loans without CHFA DAP)</i>								"Town" Income Limits	HOUSEHOLD SIZE		"Town" Income Limits	HOUSEHOLD SIZE		"Town" Income Limits	HOUSEHOLD SIZE		Fairfield County	1 or 2	3 or more	Litchfield County, cont.	1 or 2	3 or more	New Haven County, cont.	1 or 2	3 or more	Bethel	129,710	149,165	Canaan	96,800	111,320	Prospect	96,800	111,320	Bridgeport *All Areas	116,160	135,520	Colebrook	96,800	111,320	Seymour	96,800	111,320	Brookfield	129,710	149,165	Corwall	96,800	111,320	Southbury	96,800	111,320
Connecticut Housing Finance Authority - INCOME LIMITS - Eff. 6-4-2018																																																																						
<i>The Home of Your Own - Homeownership - Reverse Annuity Mortgage Programs use "Statewide" Income Limits: \$96,300 (1 or 2 persons) \$110,745 (3 or more persons)</i>																																																																						
<i>All other Programs use "Town" Income Limits as shown below except where not applicable (i.e. Targeted Areas for loans without CHFA DAP)</i>																																																																						
"Town" Income Limits	HOUSEHOLD SIZE		"Town" Income Limits	HOUSEHOLD SIZE		"Town" Income Limits	HOUSEHOLD SIZE																																																															
Fairfield County	1 or 2	3 or more	Litchfield County, cont.	1 or 2	3 or more	New Haven County, cont.	1 or 2	3 or more																																																														
Bethel	129,710	149,165	Canaan	96,800	111,320	Prospect	96,800	111,320																																																														
Bridgeport *All Areas	116,160	135,520	Colebrook	96,800	111,320	Seymour	96,800	111,320																																																														
Brookfield	129,710	149,165	Corwall	96,800	111,320	Southbury	96,800	111,320																																																														
SALES PRICE LIMIT	<p>Purchase price of home must not exceed the CHFA Sales Price Limits established for the specific city or town where property is located.</p> <p><i>(See "Full List" at chfa.org "Income & Sales Price Limits")</i></p> <p><i>Example only:</i></p> <table><tr><th colspan="7">Connecticut Housing Finance Authority - SALES PRICE LIMITS</th><th></th></tr><tr><th colspan="7">Effective June 4, 2018</th></tr><tr><th>Fairfield County</th><th>Existing</th><th>New</th><th>Litchfield County, cont.</th><th>Existing</th><th>New</th><th>New Haven County, cont.</th><th>Existing</th><th>New</th></tr><tr><td>Bethel</td><td>553,760</td><td>553,760</td><td>Canaan</td><td>329,290</td><td>329,290</td><td>Prospect</td><td>281,645</td><td>281,645</td></tr><tr><td>Bridgeport</td><td>553,760</td><td>553,760</td><td>Colebrook</td><td>329,290</td><td>329,290</td><td>Seymour</td><td>281,645</td><td>281,645</td></tr><tr><td>*Targeted Areas</td><td>676,820</td><td>676,820</td><td>Corwall</td><td>329,290</td><td>329,290</td><td>Southbury</td><td>281,645</td><td>281,645</td></tr><tr><td>Brookfield</td><td>553,760</td><td>553,760</td><td>Goshen</td><td>329,290</td><td>329,290</td><td>Wallingford</td><td>281,645</td><td>281,645</td></tr></table> <p>Appraised value cannot exceed 105% of the purchase price limit.</p>	Connecticut Housing Finance Authority - SALES PRICE LIMITS								Effective June 4, 2018							Fairfield County	Existing	New	Litchfield County, cont.	Existing	New	New Haven County, cont.	Existing	New	Bethel	553,760	553,760	Canaan	329,290	329,290	Prospect	281,645	281,645	Bridgeport	553,760	553,760	Colebrook	329,290	329,290	Seymour	281,645	281,645	*Targeted Areas	676,820	676,820	Corwall	329,290	329,290	Southbury	281,645	281,645	Brookfield	553,760	553,760	Goshen	329,290	329,290	Wallingford	281,645	281,645									
Connecticut Housing Finance Authority - SALES PRICE LIMITS																																																																						
Effective June 4, 2018																																																																						
Fairfield County	Existing	New	Litchfield County, cont.	Existing	New	New Haven County, cont.	Existing	New																																																														
Bethel	553,760	553,760	Canaan	329,290	329,290	Prospect	281,645	281,645																																																														
Bridgeport	553,760	553,760	Colebrook	329,290	329,290	Seymour	281,645	281,645																																																														
*Targeted Areas	676,820	676,820	Corwall	329,290	329,290	Southbury	281,645	281,645																																																														
Brookfield	553,760	553,760	Goshen	329,290	329,290	Wallingford	281,645	281,645																																																														
RESERVES	Reserve requirements for 2-4 family properties must be in compliance with insurer (i.e. FHA, VA, USDA-RD or PMI) or investor (i.e. FNMA / FHLMC) guidelines.																																																																					
INTERESTED PARTY CONTRIBUTIONS	<i>Insurer or Investor guidelines will apply.</i>																																																																					
HOMEBUYER EDUCATION	<ul style="list-style-type: none">3- Hr. Counseling Certificate required for at least one borrower/co-borrower. <i>(An optional 8-Hr. in-depth counseling is also accepted.)</i>Landlord Certificate also required if purchasing 2-4 family unit.On-Line Homebuyer counseling is available through eHome America in partnership with CHFA. <i>(See Homebuyer and Lender Online Registration Instructions)</i>																																																																					

ELIGIBLE MORTGAGE INSURERS	<ul style="list-style-type: none"> ▪ Government loans must be insured through FHA, VA, USDA-RD. ▪ Conventional loans must be originated under HFA Preferred™ (PMI) or HFA Advantage® (PMI) Loan Programs.
MORTGAGE INSURANCE COVERAGE	<i>Insurer or Investor guidelines will apply.</i>
FEDERAL RECAPTURE TAX	<p>Subject to Federal Recapture Tax unless:</p> <ul style="list-style-type: none"> ▪ Home sold more than nine (9) years after purchase ▪ No profit (capital gain) on sale ▪ Household Income is below Recapture Tax Limit at time of sale <p><i>(See eligibility for CHFA reimbursement – Form 049-0313 if recapture tax payment is required)</i></p>
SERVICER	<ul style="list-style-type: none"> ▪ Idaho Housing Finance Association; Service Released Lenders. <i>(HomeLoanServ for loss payee clauses & Servicing Transfer Notice)</i> ▪ AmeriNat - (FICO score \leq 618); Service Released Lenders. ▪ Service Retained Lenders - (FICO score \leq 618) retain servicing.

Military Homeownership - Rev 12-2018

MOBILE MANUFACTURED HOME LOAN PROGRAM

PURPOSE AND OVERVIEW:

The Mobile Manufactured Home Loan Program offers mortgage loan financing for homebuyers interested in purchasing mobile manufactured homes that will be located in state-licensed mobile home parks. Capital For Change, Inc. (C4C) is the only CHFA Approved Lender authorized to originate loans under the Mobile Home Loan Program product.

PARAMETER	Eligibility Requirements
LENDER ORIGATION FEE	CHFA Origination Fee will be 1.00% of the first mortgage loan amount.
CHFA ALLOWABLE FEES	<ul style="list-style-type: none"> ▪ Underwriting - \$395 ▪ Processing - \$395
CHFA INTEREST RATE	The Mobile Manufactured Home Loan Program interest rate is the same rate as the CHFA Homebuyer Program Loan rate in effect at the time of reservation.
AMORTIZATION	30 year term if home appraises for that term, Fixed Rate Mortgage (FRM)
TARGET GEOGRAPHY	State of Connecticut
ELIGIBLE BORROWERS	<p>The borrower must be a first-time homebuyer with no property ownership in the past three (3) years.</p> <p><i>(waived in targeted areas – my not own other property at time of closing)</i></p>
ELIGIBLE PROPERTY TYPE	<ul style="list-style-type: none"> ▪ Mobile manufactured homes. ▪ Mobile home must be affixed to the lot according to local zoning and/or park regulations, any wheels must be deflated and/or removed. ▪ Yearly lot lease agreement required with lessor's agreement which assigns CHFA rights to the lease.
ELIGIBLE OCCUPANCY	<ul style="list-style-type: none"> ▪ Owner occupied only (investment properties not allowed) ▪ Borrower(s) must locate their mobile manufactured home in a State of Connecticut licensed Mobile Home Park.
ELIGIBLE PURPOSE	Purchases only (refinance not allowed)

AUS RECOMMENDATION	Desktop Underwriter (DU) Approve/Accept recommended but is not required. Manual underwrite is acceptable following FHA guidelines.																																																															
MINIMUM CREDIT SCORE <i>(Required for all applicants)</i>	CHFA has no requirement.																																																															
NON-TRADITIONAL CREDIT	Must follow FHA non-traditional underwriting guidelines.																																																															
QUALIFYING RATIOS	Monthly Housing Expense-to-Income ratio must be in compliance with FHA Guidelines up to a maximum of 45%.																																																															
MAXIMUM LTV	80% <i>(20% minimum down payment required)</i>																																																															
MAXIMUM CLTV	80% <i>(other subordinate financing is not allowed)</i>																																																															
MINIMUM BORROWER CONTRIBUTION	20% of total purchase price.																																																															
SUBORDINATE FINANCING	Not allowed																																																															
INCOME REQUIREMENTS	<p>An applicant's annual, before tax household income must not exceed the CHFA <i>Income Limits for "Applicable Town"</i>. Borrower's income limit is based on household size.</p> <p><i>(See "Full List" at chfa.org "Income & Sales Price Limits")</i></p> <p>E</p> <table><tr><th colspan="7">Connecticut Housing Finance Authority - INCOME LIMITS - Eff. 6-4-2018</th></tr><tr><td colspan="7">The Home of Your Own - Homeownership - Reverse Annuity Mortgage Programs use "Statewide" Income Limits: \$96,300 (1 or 2 persons) \$110,745 (3 or more persons)</td></tr><tr><td colspan="7">All other Programs use "Town" Income Limits as shown below except where not applicable (i.e. Targeted Areas for loans without CHFA DAP)</td></tr><tr><th>"Town" Income Limits</th><th colspan="2">HOUSEHOLD SIZE</th><th>"Town" Income Limits</th><th colspan="2">HOUSEHOLD SIZE</th><th>"Town" Income Limits</th></tr><tr><th></th><th>1 or 2</th><th>3 or more</th><th></th><th>1 or 2</th><th>3 or more</th><th></th></tr><tr><td>Fairfield County</td><td></td><td></td><td>Litchfield County, cont.</td><td></td><td></td><td>New Haven County, cont.</td></tr><tr><td>Bethel</td><td>129,710</td><td>149,165</td><td>Canaan</td><td>96,800</td><td>111,320</td><td>Prospect</td></tr><tr><td>Bridgeport *All Areas</td><td>116,160</td><td>135,520</td><td>Colebrook</td><td>96,800</td><td>111,320</td><td>Seymour</td></tr><tr><td>Brookfield</td><td>129,710</td><td>149,165</td><td>Corwall</td><td>96,800</td><td>111,320</td><td>Southbury</td></tr></table> <p><i>Income Limit can be waived in Federally Targeted Areas</i></p>	Connecticut Housing Finance Authority - INCOME LIMITS - Eff. 6-4-2018							The Home of Your Own - Homeownership - Reverse Annuity Mortgage Programs use "Statewide" Income Limits: \$96,300 (1 or 2 persons) \$110,745 (3 or more persons)							All other Programs use "Town" Income Limits as shown below except where not applicable (i.e. Targeted Areas for loans without CHFA DAP)							"Town" Income Limits	HOUSEHOLD SIZE		"Town" Income Limits	HOUSEHOLD SIZE		"Town" Income Limits		1 or 2	3 or more		1 or 2	3 or more		Fairfield County			Litchfield County, cont.			New Haven County, cont.	Bethel	129,710	149,165	Canaan	96,800	111,320	Prospect	Bridgeport *All Areas	116,160	135,520	Colebrook	96,800	111,320	Seymour	Brookfield	129,710	149,165	Corwall	96,800	111,320	Southbury
Connecticut Housing Finance Authority - INCOME LIMITS - Eff. 6-4-2018																																																																
The Home of Your Own - Homeownership - Reverse Annuity Mortgage Programs use "Statewide" Income Limits: \$96,300 (1 or 2 persons) \$110,745 (3 or more persons)																																																																
All other Programs use "Town" Income Limits as shown below except where not applicable (i.e. Targeted Areas for loans without CHFA DAP)																																																																
"Town" Income Limits	HOUSEHOLD SIZE		"Town" Income Limits	HOUSEHOLD SIZE		"Town" Income Limits																																																										
	1 or 2	3 or more		1 or 2	3 or more																																																											
Fairfield County			Litchfield County, cont.			New Haven County, cont.																																																										
Bethel	129,710	149,165	Canaan	96,800	111,320	Prospect																																																										
Bridgeport *All Areas	116,160	135,520	Colebrook	96,800	111,320	Seymour																																																										
Brookfield	129,710	149,165	Corwall	96,800	111,320	Southbury																																																										
SALES PRICE LIMIT	<p>Purchase price of the mobile home must not exceed the CHFA Sales Price Limits established for the specific city or town where the property is located.</p> <p><i>(See "Full List" at chfa.org "Income & Sales Price Limits")</i></p> <p>Example only:</p> <table><tr><th colspan="7">Connecticut Housing Finance Authority - SALES PRICE LIMITS</th></tr><tr><td colspan="7">Effective June 4, 2018</td></tr><tr><th>Fairfield County</th><th>Existing</th><th>New</th><th>Litchfield County, cont.</th><th>Existing</th><th>New</th><th>New Haven County, cont.</th></tr><tr><td>Bethel</td><td>553,760</td><td>553,760</td><td>Canaan</td><td>329,290</td><td>329,290</td><td>Prospect</td></tr><tr><td>Bridgeport</td><td>553,760</td><td>553,760</td><td>Colebrook</td><td>329,290</td><td>329,290</td><td>Seymour</td></tr><tr><td>*Targeted Areas</td><td>676,820</td><td>676,820</td><td>Corwall</td><td>329,290</td><td>329,290</td><td>Southbury</td></tr><tr><td>Brookfield</td><td>553,760</td><td>553,760</td><td>Goshen</td><td>329,290</td><td>329,290</td><td>Wallingford</td></tr></table>	Connecticut Housing Finance Authority - SALES PRICE LIMITS							Effective June 4, 2018							Fairfield County	Existing	New	Litchfield County, cont.	Existing	New	New Haven County, cont.	Bethel	553,760	553,760	Canaan	329,290	329,290	Prospect	Bridgeport	553,760	553,760	Colebrook	329,290	329,290	Seymour	*Targeted Areas	676,820	676,820	Corwall	329,290	329,290	Southbury	Brookfield	553,760	553,760	Goshen	329,290	329,290	Wallingford														
Connecticut Housing Finance Authority - SALES PRICE LIMITS																																																																
Effective June 4, 2018																																																																
Fairfield County	Existing	New	Litchfield County, cont.	Existing	New	New Haven County, cont.																																																										
Bethel	553,760	553,760	Canaan	329,290	329,290	Prospect																																																										
Bridgeport	553,760	553,760	Colebrook	329,290	329,290	Seymour																																																										
*Targeted Areas	676,820	676,820	Corwall	329,290	329,290	Southbury																																																										
Brookfield	553,760	553,760	Goshen	329,290	329,290	Wallingford																																																										
RESERVES	Not Required																																																															

INTERESTED PARTY CONTRIBUTIONS	Not Allowed
HOMEBUYER EDUCATION	<ul style="list-style-type: none"> ▪ 3-Hr. Counseling Certificate required for at least one borrower/co-borrower. ▪ On-Line Homebuyer counseling is available through eHome America in partnership with CHFA. <p><i>(See Homebuyer and Lender Online Registration Instructions)</i></p>
ELIGIBLE MORTGAGE INSURERS	Not Applicable
MORTGAGE INSURANCE COVERAGE	Not Applicable
FEDERAL RECAPTURE TAX	<p>Subject to Federal Recapture Tax unless:</p> <ul style="list-style-type: none"> ▪ Home is sold more than nine (9) years after purchase. ▪ No profit (capital gain) on sale. ▪ Household income is below Recapture Tax Limit at time of sale. <p><i>(See eligibility for CHFA reimbursement – Form 049-03163 if recapture tax payment is required)</i></p>
SERVICER	<p>Capital For Change, Inc. (C4C) Attn: Mobile Home Program 10 Alexander Drive Wallingford, CT 06492</p> <p>Toll Free: (855) 656-5500 Email: Lending@capitalforchange.org</p>

Mobile Manufactured Home Loan Program 10-2-2019

POLICE HOMEOWNERSHIP

PURPOSE AND OVERVIEW:

The Police Homeownership Program encourages Police Officers to purchase homes and reside in the communities where they work, by offering home loans at below-market interest rates. For many towns and cities in the State, it's beneficial to their safety and security to have Police Officers living in the community.

PARAMETER	Eligibility Requirements
LENDER ORIGATION FEE	CHFA Origination Fee will be 1.00% of the first mortgage loan amount for all loans.
CHFA ALLOWABLE FEES	<ul style="list-style-type: none"> ▪ Loan Processing Fee = \$395 ▪ Loan Underwriting Fee = \$395
GOVERNMENT PROGRAM UPFRONT FEES	<ul style="list-style-type: none"> ▪ FHA - UFMIP – <i>Insurer or Investor guidelines will apply.</i> ▪ USDA - Guarantee Fee ▪ VA - Funding Fee
CHFA INTEREST RATE	<p>The interest rate will be determined by the type of CHFA Loan Product selected. CHFA Government (i.e. FHA, VA, USDA-RD) rate; or CHFA Non-Government (i.e. PMI or Uninsured) rate will apply. (<i>See chfa.org home page</i>)</p> <p><i>(CHFA target area rate discount of .25% will apply when applicable and cannot be combined with this programs rate reduction of .125%)</i></p>
AMORTIZATION	30-Year Term, Fixed Rate Mortgage (FRM)
TARGET GEOGRAPHY	State of Connecticut
ELIGIBLE BORROWERS	<ul style="list-style-type: none"> ▪ Municipal Police Officer purchasing a home in a participating City/Town must work in that City/Town. ▪ State Police Officers may purchase a home in any participating City or Town. ▪ Must be a first-time homebuyer with no homeownership in the past (3) years. <p><i>(waived in targeted areas - may not own any other property at the time of loan closing.)</i></p>

PARTICIPATING TOWNS	*Targeted Areas - ** Portions Targeted				
	Bloomfield *Bridgeport Cheshire **Danbury East Haven	Enfield Hamden *Hartford **Manchester	**Meriden Milford **New Britain *New Haven	*New London **Norwalk **Norwich Putnam	**Stamford Stratford *Waterbury West Hartford Woodbridge
	<i>Applicants should contact their Police Dept. or Town hall to obtain details on eligible areas</i>				
ELIGIBLE / INELIGIBLE PROPERTY TYPES	<p><u>Eligible</u></p> <ul style="list-style-type: none"> Existing – Single Family New Construction – <i>Statewide Single Family / 2 unit eligible in Targeted Areas only (3-4 not eligible)</i> 2 – 4 units <i>(existing & occupied as residential for the past 5 years – not applicable to FHLMC)</i> Condominiums - <i>FHA, FNMA, FHLMC, VA or USDA-RD approved – (Includes 2-4 unit projects - Not applicable to FHLMC)</i> Townhomes PUD's <i>(FHA, FNMA, FHLMC, VA or USDA-RD approved)</i> <p><u>Ineligible</u></p> <ul style="list-style-type: none"> Co-ops , Mixed use properties, Manufactured Homes 				
ELIGIBLE OCCUPANCY	<ul style="list-style-type: none"> Owner occupied only (investment properties not allowed) 				
ELIGIBLE PURPOSE	<ul style="list-style-type: none"> Purchases only – primary residence – refinance not allowed 				
AUS RECOMMENDATION	<ul style="list-style-type: none"> AUS Approve Eligible/Accept 				
MINIMUM CREDIT SCORE	<ul style="list-style-type: none"> CHFA has no requirement – <i>Insurer or Investor guidelines will apply.</i> 				
NON-TRADITIONAL CREDIT (MANUAL UNDERWRITE)	<i>Insurer or Investor guidelines will apply.</i>				
QUALIFYING RATIOS	<ul style="list-style-type: none"> Monthly Housing Expense-to-Income ratio must be in compliance with the insurer, (i.e. FHA, VA, USDA-RD, PMI or investor, (i.e. FNMA/FHLMC) guidelines up to a maximum of 45%. Maximum Total Monthly Debt-to-Income ratio = 45%. All Loans with CHFA DAP must meet CHFA DAP ratio guidelines of 35% / 43%. 				
MAXIMUM LTV	<ul style="list-style-type: none"> 96.5% FHA (3.50% Down) 97.0% CHFA Conventional, HFA Preferred™ / HFA Advantage® (3% Down) 95.0% CHFA Conventional, HFA Preferred™ (2-4 unit = 2%) 100 % USDA (LTV may increase to include guarantee fee) <i>DAP not allowed</i> 100% VA (LTV may increase to include the funding fee) <i>DAP not allowed</i> <p><i>Insurer guidelines will apply</i></p>				

MAXIMUM CLTV	<ul style="list-style-type: none">CLTV = 100% (CHFA DAP)CLTV = 105% (other Subordinate Financing- Follow Investor Guidelines)																																																																																																											
MINIMUM BORROWER CONTRIBUTION	<ul style="list-style-type: none">3% - 3.50% of total purchase price depending on insurer. (VA and USDA-RD may not require any down payment)																																																																																																											
SUBORDINATE FINANCING	<ul style="list-style-type: none">CHFA Downpayment Assistance is available to qualified borrowers regardless of assets.Some towns offer grants or loans to cover closing cost expenses on a case-by-case basis. Contact your Police Department to determine whether closing cost assistance is available.																																																																																																											
INCOME REQUIREMENTS	<p>An applicant’s annual, before tax household income must not exceed the CHFA Income Limits for “Applicable Town.” Borrower’s income limit is based on household size.</p> <p>(See “Full List” at chfa.org “Income & Sales Price Limits”)</p> <p>Example only:</p> <table><tr><th colspan="10">Connecticut Housing Finance Authority - INCOME LIMITS - Eff. 6-4-2018</th></tr><tr><td colspan="10">The Home of Your Own - Homeownership - Reverse Annuity Mortgage Programs use "Statewide" Income Limits: \$96,300 (1 or 2 persons) \$110,745 (3 or more persons)</td></tr><tr><td colspan="10">All other Programs use "Town" Income Limits as shown below except where not applicable (i.e. Targeted Areas for loans without CHFA DAP)</td></tr><tr><th colspan="3">"Town" Income Limits</th><th colspan="3">HOUSEHOLD SIZE</th><th colspan="3">"Town" Income Limits</th><th colspan="3">HOUSEHOLD SIZE</th></tr><tr><th colspan="3"></th><th>1 or 2</th><th>3 or more</th><th colspan="3"></th><th>1 or 2</th><th>3 or more</th><th colspan="3"></th></tr><tr><td colspan="3">Fairfield County</td><td>129,710</td><td>149,165</td><td colspan="3">Litchfield County, cont.</td><td>96,800</td><td>111,320</td><td colspan="3">New Haven County, cont.</td></tr><tr><td colspan="3">Bethel</td><td></td><td></td><td colspan="3">Canaan</td><td>96,800</td><td>111,320</td><td colspan="3">Prospect</td></tr><tr><td colspan="3">Bridgeport *All Areas</td><td>116,160</td><td>135,520</td><td colspan="3">Colebrook</td><td>96,800</td><td>111,320</td><td colspan="3">Seymour</td></tr><tr><td colspan="3">Brookfield</td><td>129,710</td><td>149,165</td><td colspan="3">Cornwall</td><td>96,800</td><td>111,320</td><td colspan="3">Southbury</td></tr></table> <p>Income Limit can be waived in Federally Targeted Areas unless applicant also borrows under the CHFA Downpayment Assistance Program (DAP).</p>	Connecticut Housing Finance Authority - INCOME LIMITS - Eff. 6-4-2018										The Home of Your Own - Homeownership - Reverse Annuity Mortgage Programs use "Statewide" Income Limits: \$96,300 (1 or 2 persons) \$110,745 (3 or more persons)										All other Programs use "Town" Income Limits as shown below except where not applicable (i.e. Targeted Areas for loans without CHFA DAP)										"Town" Income Limits			HOUSEHOLD SIZE			"Town" Income Limits			HOUSEHOLD SIZE						1 or 2	3 or more				1 or 2	3 or more				Fairfield County			129,710	149,165	Litchfield County, cont.			96,800	111,320	New Haven County, cont.			Bethel					Canaan			96,800	111,320	Prospect			Bridgeport *All Areas			116,160	135,520	Colebrook			96,800	111,320	Seymour			Brookfield			129,710	149,165	Cornwall			96,800	111,320	Southbury		
Connecticut Housing Finance Authority - INCOME LIMITS - Eff. 6-4-2018																																																																																																												
The Home of Your Own - Homeownership - Reverse Annuity Mortgage Programs use "Statewide" Income Limits: \$96,300 (1 or 2 persons) \$110,745 (3 or more persons)																																																																																																												
All other Programs use "Town" Income Limits as shown below except where not applicable (i.e. Targeted Areas for loans without CHFA DAP)																																																																																																												
"Town" Income Limits			HOUSEHOLD SIZE			"Town" Income Limits			HOUSEHOLD SIZE																																																																																																			
			1 or 2	3 or more				1 or 2	3 or more																																																																																																			
Fairfield County			129,710	149,165	Litchfield County, cont.			96,800	111,320	New Haven County, cont.																																																																																																		
Bethel					Canaan			96,800	111,320	Prospect																																																																																																		
Bridgeport *All Areas			116,160	135,520	Colebrook			96,800	111,320	Seymour																																																																																																		
Brookfield			129,710	149,165	Cornwall			96,800	111,320	Southbury																																																																																																		
SALES PRICE LIMIT	<p>Purchase price of home must not exceed the CHFA Sales Price Limits established for the specific city or town where property is located.</p> <p>(See “Full List” at chfa.org “Income & Sales Price Limits”)</p> <p>Example only:</p> <table><tr><th colspan="10">Connecticut Housing Finance Authority - SALES PRICE LIMITS</th></tr><tr><td colspan="10">Effective June 4, 2018</td></tr><tr><th colspan="3">Fairfield County</th><th>Existing</th><th>New</th><th colspan="3">Litchfield County, cont.</th><th>Existing</th><th>New</th><th colspan="3">New Haven County, cont.</th><th>Existing</th><th>New</th></tr><tr><td colspan="3">Bethel</td><td>553,760</td><td>553,760</td><td colspan="3">Canaan</td><td>329,290</td><td>329,290</td><td colspan="3">Prospect</td><td>281,645</td><td>281,645</td></tr><tr><td colspan="3">Bridgeport</td><td>553,760</td><td>553,760</td><td colspan="3">Colebrook</td><td>329,290</td><td>329,290</td><td colspan="3">Seymour</td><td>281,645</td><td>281,645</td></tr><tr><td colspan="3">*Targeted Areas</td><td>676,820</td><td>676,820</td><td colspan="3">Cornwall</td><td>329,290</td><td>329,290</td><td colspan="3">Southbury</td><td>281,645</td><td>281,645</td></tr><tr><td colspan="3">Brookfield</td><td>553,760</td><td>553,760</td><td colspan="3">Goshen</td><td>329,290</td><td>329,290</td><td colspan="3">Wallingford</td><td>281,645</td><td>281,645</td></tr></table> <p>Appraised value cannot exceed 105% of the purchase price limit.</p>	Connecticut Housing Finance Authority - SALES PRICE LIMITS										Effective June 4, 2018										Fairfield County			Existing	New	Litchfield County, cont.			Existing	New	New Haven County, cont.			Existing	New	Bethel			553,760	553,760	Canaan			329,290	329,290	Prospect			281,645	281,645	Bridgeport			553,760	553,760	Colebrook			329,290	329,290	Seymour			281,645	281,645	*Targeted Areas			676,820	676,820	Cornwall			329,290	329,290	Southbury			281,645	281,645	Brookfield			553,760	553,760	Goshen			329,290	329,290	Wallingford			281,645	281,645												
Connecticut Housing Finance Authority - SALES PRICE LIMITS																																																																																																												
Effective June 4, 2018																																																																																																												
Fairfield County			Existing	New	Litchfield County, cont.			Existing	New	New Haven County, cont.			Existing	New																																																																																														
Bethel			553,760	553,760	Canaan			329,290	329,290	Prospect			281,645	281,645																																																																																														
Bridgeport			553,760	553,760	Colebrook			329,290	329,290	Seymour			281,645	281,645																																																																																														
*Targeted Areas			676,820	676,820	Cornwall			329,290	329,290	Southbury			281,645	281,645																																																																																														
Brookfield			553,760	553,760	Goshen			329,290	329,290	Wallingford			281,645	281,645																																																																																														
RESERVES	Reserve requirements for 2-4 family properties must be in compliance with insurer (i.e. FHA, VA, USDA-RD or PMI) or investor (i.e. FNMA / FHLMC) guidelines.																																																																																																											
INTERESTED PARTY CONTRIBUTIONS	Insurer or Investor guidelines will apply.																																																																																																											

HOMEBUYER EDUCATION	<ul style="list-style-type: none"> ▪ 3-Hr. Counseling Certificate required for at least one borrower/co-borrower. <i>(An optional 8-Hr. in-depth counseling is also accepted.)</i> ▪ Landlord Certificate also required if purchasing 2-4 family unit. ▪ On-Line Homebuyer counseling is available through eHome America in partnership with CHFA. <i>(See Homebuyer and Lender Online Registration Instructions)</i>
ELIGIBLE MORTGAGE INSURERS	<ul style="list-style-type: none"> ▪ Government loans must be insured through FHA, VA, USDA-RD. ▪ Conventional loans must be originated under HFA Preferred™ (PMI) or HFA Advantage® (PMI) Loan Programs.
MORTGAGE INSURANCE COVERAGE	<i>Insurer or Investor guidelines will apply.</i>
FEDERAL RECAPTURE TAX	<p>Subject to Federal Recapture Tax unless:</p> <ul style="list-style-type: none"> ▪ Home sold more than nine (9) years after purchase ▪ No profit (capital gain) on sale ▪ Household Income is below Recapture Tax Limit at time of sale <p><i>(See eligibility for CHFA reimbursement – Form 049-0313 if recapture tax payment is required)</i></p>
SERVICER	<ul style="list-style-type: none"> ▪ Idaho Housing Finance Association; Service Released Lenders <i>(HomeLoanServ for loss payee clauses & Servicing Transfer Notice)</i> ▪ AmeriNat - (FICO score ≤ 618); Service Released Lenders. ▪ Service Retained Lenders - (FICO score ≤ 618) retain servicing.




Police Homeownership – Rev 12-2018

REVERSE ANNUITY MORTGAGE (RAM)

PURPOSE AND OVERVIEW:

The Reverse Annuity Mortgage (RAM) Loan Program allows low and moderate income, Connecticut elderly citizens (70 years of age or older), to use the equity in their home to provide monthly cash payments for long-term care needs. The RAM Loan Program can be used for a variety of services connected with long-term care including home maintenance expenses. The program allows elderly homeowners to remain in their homes by providing necessary financial support for medical and many other supportive services related to long-term care needs for a term of up to six (6) years.

PARAMETER	Eligibility Requirements
CHFA ORIGATION FEE	<ul style="list-style-type: none"> \$600.00
CHFA ALLOWABLE FEES	<ul style="list-style-type: none"> \$900.00 (Appraisal Fee, Long Term Care Assessment, Title Search, Title Ins.) Attorney Fee <p><i>Fees are added to the RAM loan balance - No out-of-pocket fees are paid to CHFA.</i></p>
CHFA INTEREST RATE	<p>The RAM Program interest rate is the same as the CHFA Homebuyer Mortgage Program Loan rate published as "Government Insured Rate" - plus a margin of 1.50%. (See chfa.org home page)</p>
AMORTIZATION	<p>Open - End Mortgage (Loan is repaid in one payment when the property is sold or is no longer occupied by borrower.)</p>
TARGET GEOGRAPHY	State of Connecticut
ELIGIBLE BORROWERS	<ul style="list-style-type: none"> Homeowners must be at least 70 years old and have a long-term care needs. Borrower's spouse must also be at least 70 years old and have a joint ownership interest in the property with rights of survivorship (unless permanently institutionalized.) <p><i>(A representative from an independent social services agency will perform an assessment regarding necessary long-term care needs.)</i></p>
ELIGIBLE / INELIGIBLE PROPERTY TYPES	<p>Eligible</p> <ul style="list-style-type: none"> Existing – Single Family Condominiums (FHA approved) Townhomes PUD's (FHA approved) <p>Ineligible</p> <ul style="list-style-type: none"> Co-ops , Mixed use properties, Manufactured Homes, New Construction 2 – 4 units

ELIGIBLE OCCUPANCY	<ul style="list-style-type: none">Owner occupied - principal residences only																																																																																																			
ELIGIBLE PURPOSE	<p>Long-Term Care Needs - Including, but not limited to:</p> <div><div><ul style="list-style-type: none">- In-Home Care- Medically Indicated Home Alterations- Long-Term Care Insurance Premiums- Lawn Maintenance/Landscaping- Uninsured Recurring and Catastrophic Medical Expenses- Out-of-Home Care (<i>Hospitals, Nursing Homes, Homes for Aged, Adult Day Care</i>) <i>(Up to 90 consecutive days absence from the home permitted)</i></div><div><ul style="list-style-type: none">- Prescription Drugs- Snow Removal- Daily Meals</div></div>																																																																																																			
MAXIMUM LTV	<p>A borrower may receive up to 70% of the appraised value of their home, as long as the RAM loan does not exceed the maximum loan amount of \$510,400. <i>(Eff. 1-1-2020)</i></p> <p><i>(Borrower does not have to take the maximum allowable loan amount at the time of closing, but cannot increase the RAM loan amount later.)</i></p>																																																																																																			
SUBORDINATE FINANCING	No subordinate financing – additionally, the home must be free of any mortgage or lien at the time of closing a RAM loan.																																																																																																			
INCOME REQUIREMENTS	<p>An applicant’s annual, before tax household income must not exceed the CHFA “Statewide” Income Limits. Borrower’s income limit is based on household size. <i>(See “Full List” at chfa.org “Income & Sales Price Limits”)</i></p> <p><i>Example only:</i></p> <table><tr><th colspan="8">Connecticut Housing Finance Authority - INCOME LIMITS - Eff. 6-4-2018</th><th></th></tr><tr><td colspan="9">The Home of Your Own - Homeownership - Reverse Annuity Mortgage Programs use "Statewide" Income Limits: \$96,300 (1 or 2 persons) \$110,745 (3 or more persons)</td></tr><tr><td colspan="9">All other Programs use "Town" Income Limits as shown below except where not applicable (i.e. Targeted Areas for loans without CHFA DAP)</td></tr><tr><th colspan="2">"Town" Income Limits</th><th colspan="2">HOUSEHOLD SIZE</th><th colspan="2">"Town" Income Limits</th><th colspan="2">HOUSEHOLD SIZE</th><th colspan="2">"Town" Income Limits</th><th colspan="2">HOUSEHOLD SIZE</th></tr><tr><th></th><th></th><th>1 or 2</th><th>3 or more</th><th></th><th></th><th>1 or 2</th><th>3 or more</th><th></th><th></th><th>1 or 2</th><th>3 or more</th></tr><tr><td>Fairfield County</td><td></td><td></td><td></td><td>Litchfield County, cont.</td><td></td><td></td><td></td><td>New Haven County, cont.</td><td></td><td></td><td></td></tr><tr><td>Bethel</td><td></td><td>129,710</td><td>149,165</td><td>Canaan</td><td></td><td>96,800</td><td>111,320</td><td>Prospect</td><td></td><td>96,800</td><td>111,320</td></tr><tr><td>Bridgeport *All Areas</td><td></td><td>116,160</td><td>135,520</td><td>Colebrook</td><td></td><td>96,800</td><td>111,320</td><td>Seymour</td><td></td><td>96,800</td><td>111,320</td></tr><tr><td>Brookfield</td><td></td><td>129,710</td><td>149,165</td><td>Corwall</td><td></td><td>96,800</td><td>111,320</td><td>Southbury</td><td></td><td>96,800</td><td>111,320</td></tr></table> <p><i>Household income includes non-taxable income such as Social Security or Municipal Bond Interest.</i></p>	Connecticut Housing Finance Authority - INCOME LIMITS - Eff. 6-4-2018									The Home of Your Own - Homeownership - Reverse Annuity Mortgage Programs use "Statewide" Income Limits: \$96,300 (1 or 2 persons) \$110,745 (3 or more persons)									All other Programs use "Town" Income Limits as shown below except where not applicable (i.e. Targeted Areas for loans without CHFA DAP)									"Town" Income Limits		HOUSEHOLD SIZE		"Town" Income Limits		HOUSEHOLD SIZE		"Town" Income Limits		HOUSEHOLD SIZE				1 or 2	3 or more			1 or 2	3 or more			1 or 2	3 or more	Fairfield County				Litchfield County, cont.				New Haven County, cont.				Bethel		129,710	149,165	Canaan		96,800	111,320	Prospect		96,800	111,320	Bridgeport *All Areas		116,160	135,520	Colebrook		96,800	111,320	Seymour		96,800	111,320	Brookfield		129,710	149,165	Corwall		96,800	111,320	Southbury		96,800	111,320
Connecticut Housing Finance Authority - INCOME LIMITS - Eff. 6-4-2018																																																																																																				
The Home of Your Own - Homeownership - Reverse Annuity Mortgage Programs use "Statewide" Income Limits: \$96,300 (1 or 2 persons) \$110,745 (3 or more persons)																																																																																																				
All other Programs use "Town" Income Limits as shown below except where not applicable (i.e. Targeted Areas for loans without CHFA DAP)																																																																																																				
"Town" Income Limits		HOUSEHOLD SIZE		"Town" Income Limits		HOUSEHOLD SIZE		"Town" Income Limits		HOUSEHOLD SIZE																																																																																										
		1 or 2	3 or more			1 or 2	3 or more			1 or 2	3 or more																																																																																									
Fairfield County				Litchfield County, cont.				New Haven County, cont.																																																																																												
Bethel		129,710	149,165	Canaan		96,800	111,320	Prospect		96,800	111,320																																																																																									
Bridgeport *All Areas		116,160	135,520	Colebrook		96,800	111,320	Seymour		96,800	111,320																																																																																									
Brookfield		129,710	149,165	Corwall		96,800	111,320	Southbury		96,800	111,320																																																																																									
LOAN DISBURSEMENTS	<p>The borrower will receive tax-free monthly payments of the balance of the loan over a term of up to six (6) years. The monthly payment will increase by 3% on the anniversary date of the loan to help meet any increased living costs.</p> <ul style="list-style-type: none">There is a required minimum RAM loan amount of \$25,000.Borrower may request up to \$5,000 to pay off liens or as a lump sum payment at the time of closing.If a borrower requires medical or supportive services, a lump sum payment of up to \$25,000 is permitted.The total loan balance includes the total principal which includes lump sum payments, funds advanced for closing costs, monthly payments and interest. <p><i>(Lump sums payable at closing are included in the total value and will reduce the monthly installment amount.)</i></p>																																																																																																			

LOAN REPAYMENT	<ul style="list-style-type: none"> The sale of the home will signal the end of the monthly payments and the full repayment of the outstanding balance of the RAM loan comes due. <i>(Borrower may sell the home before the loan term ends)</i> When the monthly loan payments <u>term has expired</u>, loan repayment is not required however; the monthly payments will stop and the loan balance will continue to accrue interest at the note rate, until the loan is repaid in full. No prepayment penalty
HOW TO APPLY	<ul style="list-style-type: none"> Contact the State Department on Aging at 1-(866)-218-6631 and request a preliminary review for RAM Program loan eligibility. If referred to CHFA for a RAM Program loan, a representative from CHFA will schedule a meeting to take a more detailed RAM loan application.
HOMEOWNER EDUCATION	<p>Reverse Equity Mortgage counseling certificate is required. Counseling is available to Connecticut homeowners at the following Housing Counseling Agency:</p> <ul style="list-style-type: none"> ➤ Bridgeport Neighborhood Trust, Inc. 570 State Street - Bridgeport, CT – Phone: (203) 290-4255
FEDERAL RECAPTURE TAX	<ul style="list-style-type: none"> Not applicable to this Program.
SERVICER	<ul style="list-style-type: none"> CHFA will originate, close, and service RAM Program Loans.

**CHFA REVERSE ANNUITY MORTGAGE (RAM)
(EXAMPLE PAYMENT TABLE)**

You receive a loan in an amount up to 70% of the value of your home. *(The max loan amount is \$510,400 (Eff. 1-1-20) which is 70% of a home valued at \$729,142)* Loan payments are made to you on the first day of every month for a term of up to six years.

Every year the monthly payment that you receive will increase by 3% in order to help you meet any increased living costs. For example, an initial \$1,168 monthly payment grows to be \$1,354 in the sixth year. These monthly payment amounts are after subtracting out the interest due from the monthly loan advance.

The table below provides examples of monthly payments *(with or without lump sum payments)*

NOTE: The interest rate for the examples are calculated at 5.00% (5.01% APR)

70% of Appraised Value Examples			Approximate 1st-Year Monthly Payments		
Appraised Value of Home	Maximum Loan Amount		Taking No Lump Sum	Taking a \$5,000 Lump Sum	Taking a \$25,000 Lump Sum
\$150,000	\$105,000		\$1,167.75	\$1,092.95	\$ 793.72
\$200,000	\$140,000		\$1,557.00	\$1,482.20	\$1,182.97
\$250,000	\$175,000		\$1,946.26	\$1,871.45	\$1,572.22
\$295,000	\$206,500		\$2,296.58	\$2,221.78	\$1,922.55
\$476,700	\$333,690		\$3,711.12	\$3,636.31	\$3,337.09
\$513,400	\$359,380		\$3,996.83	\$3,922.02	\$3,622.80
\$729,142 or higher	\$510,400		\$5,676.80	\$5,601.46	\$5,301.70

TEACHERS MORTGAGE ASSISTANCE




PURPOSE AND OVERVIEW:

The Teachers Mortgage Assistance Program offers home loans at below-market interest rates to Teachers who are certified in the State of Connecticut and teach in the States-Identified Academic Subject Matter Shortage Areas, Priority or Transitional School Districts or the Dpt. of Ed. Teacher incentive programs.

PARAMETER	Eligibility Requirements
LENDER ORIGATION FEE	CHFA Origination Fee will be 1.00% of the first mortgage loan amount for all loans.
CHFA ALLOWABLE FEES	<ul style="list-style-type: none"> Loan Processing Fee = \$395 Loan Underwriting Fee = \$395
GOVERNMENT PROGRAM UPFRONT FEES	<ul style="list-style-type: none"> FHA - UFMIP – <i>Insurer or Investor guidelines will apply.</i> USDA - Guarantee Fee VA - Funding Fee
CHFA INTEREST RATE	<p>The interest rate will be determined by the type of CHFA Loan Product selected. CHFA Government (i.e. FHA, VA, USDA-RD) rate; or CHFA Non-Government (i.e. PMI or Uninsured) rate will apply. (<i>See chfa.org home page</i>)</p> <p><i>(CHFA target area rate discount of .25% will apply when applicable and will not be combined with this programs rate reduction of .125%)</i></p>
AMORTIZATION	30-Year Term, Fixed Rate Mortgage (FRM)
TARGET GEOGRAPHY	State of Connecticut
ELIGIBLE BORROWERS	<ul style="list-style-type: none"> First-time homebuyers (Teachers) with no property ownership in past (3) years. (<i>waived in targeted areas - may not own any other property at the time of loan closing.</i>) <p>Teacher holding a valid Connecticut certification and;</p> <ul style="list-style-type: none"> Is employed as a teacher in a priority or transitional school district; or Is employed by the State of Connecticut in a technical high school that is located in a priority or transitional school district; or Graduated from a public high school in an educational reform district as defined in Section 10-262u of the Connecticut General Statutes; or Graduated from a historically black college or university or a Hispanic-serving institution; or

	<ul style="list-style-type: none">▪ Employed full or part-time as a teacher in his/her respective endorsement area/s in one of the following State identified “Subject-Matter Shortage Areas”. <p><i>In the case of certified teachers who teach in a priority or transitional school district, or in a technical high school located in a priority or transitional school district, the dwelling must be located in the district in which the school is located.</i></p> <p>Note: Statement of Eligibility Letter (CHFA Form 031-030) is required from the School District Superintendent.</p> <p><i>(See following lists - updated annually)</i></p>
SUBJECT MATTER SHORTAGE AREAS <i>(JULY 2019- JUNE 30, 2020)</i>	<div><div><ul style="list-style-type: none">- Bilingual Education, PK-12- Comprehensive Special Education, K-12- Mathematics, 7-12- Occupational Subject, Vocational Tech High- School Library Media Specialist</div><div><ul style="list-style-type: none">- Science, 7-12- Speech and Language Pathologist- Technology Education, PK-12- TESOL, PK - 12- World Languages, 7-12</div></div>
PRIORITY & TRANSITIONAL SCHOOL DISTRICTS <i>(JULY 2019 - JUNE 30, 2020)</i>	<div><div>Ansonia Bridgeport Bloomfield Bristol Danbury Derby East Hartford East Haven</div><div>Enfield Hamden Hartford Manchester Meriden Middletown Naugatuck</div><div>New Britain New Haven New London Norwalk Norwich Stamford Stratford</div><div>Thompson Torrington Wallingford Waterbury West Hartford West Haven Winchester Windham</div></div>
ELIGIBLE / INELIGIBLE PROPERTY TYPES	<p>Eligible</p> <ul style="list-style-type: none">▪ Existing – Single Family▪ New Construction – Statewide Single Family / 2 unit eligible in Targeted Areas only (3-4 not eligible)▪ 2 – 4 units (existing & occupied as residential for the past 5 years – not applicable to FHLMC)▪ Condominiums - FHA, FNMA, FHLMC, VA or USDA-RD approved – (Includes 2-4 unit projects - Not applicable to FHLMC)▪ Townhomes▪ PUD’s (FHA, FNMA, FHLMC, VA or USDA-RD approved) <p>Ineligible</p> <ul style="list-style-type: none">▪ Co-ops, Mixed use properties, Manufactured Homes
ELIGIBLE OCCUPANCY	<ul style="list-style-type: none">▪ Owner occupied only (investment properties not allowed)
ELIGIBLE PURPOSE	<ul style="list-style-type: none">▪ Purchases only – primary residence – refinance not allowed
AUS RECOMMENDATION	<ul style="list-style-type: none">▪ AUS Approve Eligible/Accept
MINIMUM CREDIT SCORE	<ul style="list-style-type: none">▪ CHFA has no requirement – <i>Insurer or Investor guidelines will apply.</i>
NON-TRADITIONAL CREDIT (MANUAL UNDERWRITE)	<i>Insurer or Investor guidelines will apply.</i>

QUALIFYING RATIOS	<ul style="list-style-type: none">Monthly Housing Expense-to-Income ratio must be in compliance with the insurer, (i.e. FHA, VA, USDA-RD, PMI or investor, (i.e. FNMA/FHLMC) guidelines up to a maximum of 45%.Maximum Total Monthly Debt-to-Income ratio = 45%All Loans with CHFA DAP must meet CHFA DAP ratio guidelines of 35% / 43%.																																																															
MAXIMUM LTV	<ul style="list-style-type: none">96.5% FHA (3.50% Down)97.0% CHFA Conventional, HFA Preferred™ / HFA Advantage® (3% Down)95.0% CHFA Conventional, HFA Preferred™ (2-4 unit = 2%)100 % USDA (LTV may increase to include guarantee fee) <i>DAP not allowed</i>100% VA (LTV may increase to include the funding fee) <i>DAP not allowed</i> <p><i>Insurer guidelines will apply</i></p>																																																															
MAXIMUM CLTV	<ul style="list-style-type: none">CLTV = 100% (CHFA DAP)CLTV = 105% <i>(other Subordinate Financing- Follow Investor Guidelines)</i>																																																															
MINIMUM BORROWER CONTRIBUTION	<ul style="list-style-type: none">3% - 3.50% of total purchase price depending on insurer. <i>(VA and USDA-RD may not require any down payment)</i>																																																															
SUBORDINATE FINANCING	<ul style="list-style-type: none">CHFA Downpayment Assistance Program is available to qualified borrowers regardless of assets.Some towns offer grants or loans to cover closing cost expenses on a case-by-case basis. Contact your School District Superintendent to determine if assistance is available.																																																															
INCOME REQUIREMENTS	<p>An applicant's annual, before tax household income must not exceed the CHFA <i>Income Limits for "Applicable Town."</i> Borrower's income limit is based on household size.</p> <p><i>(See "Full List" at chfa.org "Income & Sales Price Limits")</i></p> <p><i>Example only:</i></p> <table><tr><th colspan="7">Connecticut Housing Finance Authority - INCOME LIMITS - Eff. 6-4-2018</th></tr><tr><td colspan="7">The Home of Your Own - Homeownership - Reverse Annuity Mortgage Programs use "Statewide" Income Limits: \$96,300 (1 or 2 persons) \$110,745 (3 or more persons)</td></tr><tr><td colspan="7">All other Programs use "Town" Income Limits as shown below except where not applicable (i.e. Targeted Areas for loans without CHFA DAP)</td></tr><tr><th>"Town" Income Limits</th><th colspan="2">HOUSEHOLD SIZE</th><th>"Town" Income Limits</th><th colspan="2">HOUSEHOLD SIZE</th><th>"Town" Income Limits</th></tr><tr><th></th><th>1 or 2</th><th>3 or more</th><th></th><th>1 or 2</th><th>3 or more</th><th></th></tr><tr><td>Fairfield County</td><td></td><td></td><td>Litchfield County, cont.</td><td></td><td></td><td>New Haven County, cont.</td></tr><tr><td>Bethel</td><td>129,710</td><td>149,165</td><td>Canaan</td><td>96,800</td><td>111,320</td><td>Prospect</td></tr><tr><td>Bridgeport *All Areas</td><td>116,160</td><td>135,520</td><td>Colebrook</td><td>96,800</td><td>111,320</td><td>Seymour</td></tr><tr><td>Brookfield</td><td>129,710</td><td>149,165</td><td>Comwall</td><td>96,800</td><td>111,320</td><td>Southbury</td></tr></table> <p>Income Limit can be waived in Federally Targeted Areas unless applicant also borrows under the CHFA Downpayment Assistance Program (DAP).</p>	Connecticut Housing Finance Authority - INCOME LIMITS - Eff. 6-4-2018							The Home of Your Own - Homeownership - Reverse Annuity Mortgage Programs use "Statewide" Income Limits: \$96,300 (1 or 2 persons) \$110,745 (3 or more persons)							All other Programs use "Town" Income Limits as shown below except where not applicable (i.e. Targeted Areas for loans without CHFA DAP)							"Town" Income Limits	HOUSEHOLD SIZE		"Town" Income Limits	HOUSEHOLD SIZE		"Town" Income Limits		1 or 2	3 or more		1 or 2	3 or more		Fairfield County			Litchfield County, cont.			New Haven County, cont.	Bethel	129,710	149,165	Canaan	96,800	111,320	Prospect	Bridgeport *All Areas	116,160	135,520	Colebrook	96,800	111,320	Seymour	Brookfield	129,710	149,165	Comwall	96,800	111,320	Southbury
Connecticut Housing Finance Authority - INCOME LIMITS - Eff. 6-4-2018																																																																
The Home of Your Own - Homeownership - Reverse Annuity Mortgage Programs use "Statewide" Income Limits: \$96,300 (1 or 2 persons) \$110,745 (3 or more persons)																																																																
All other Programs use "Town" Income Limits as shown below except where not applicable (i.e. Targeted Areas for loans without CHFA DAP)																																																																
"Town" Income Limits	HOUSEHOLD SIZE		"Town" Income Limits	HOUSEHOLD SIZE		"Town" Income Limits																																																										
	1 or 2	3 or more		1 or 2	3 or more																																																											
Fairfield County			Litchfield County, cont.			New Haven County, cont.																																																										
Bethel	129,710	149,165	Canaan	96,800	111,320	Prospect																																																										
Bridgeport *All Areas	116,160	135,520	Colebrook	96,800	111,320	Seymour																																																										
Brookfield	129,710	149,165	Comwall	96,800	111,320	Southbury																																																										

SALES PRICE LIMIT	<p>Purchase price of home must not exceed the CHFA <i>Sales Price Limits</i> established for the specific city or town where property is located.</p> <p><i>(See “Full List” at chfa.org “Income & Sales Price Limits”)</i></p> <p><i>Example only:</i></p> <table><tr><th colspan="8">Connecticut Housing Finance Authority - SALES PRICE LIMITS</th><th></th></tr><tr><th colspan="8">Effective June 4, 2018</th><th></th></tr><tr><th colspan="3">Fairfield County</th><th colspan="3">Litchfield County, cont.</th><th colspan="3">New Haven County, cont.</th><th></th></tr><tr><th></th><th>Existing</th><th>New</th><th></th><th>Existing</th><th>New</th><th></th><th>Existing</th><th>New</th><th></th></tr><tr><td>Bethel</td><td>553,760</td><td>553,760</td><td>Canaan</td><td>329,290</td><td>329,290</td><td>Prospect</td><td>281,645</td><td>281,645</td><td></td></tr><tr><td>Bridgeport</td><td>553,760</td><td>553,760</td><td>Colebrook</td><td>329,290</td><td>329,290</td><td>Seymour</td><td>281,645</td><td>281,645</td><td></td></tr><tr><td>*Targeted Areas</td><td>676,820</td><td>676,820</td><td>Cornwall</td><td>329,290</td><td>329,290</td><td>Southbury</td><td>281,645</td><td>281,645</td><td></td></tr><tr><td>Brookfield</td><td>553,760</td><td>553,760</td><td>Goshen</td><td>329,290</td><td>329,290</td><td>Wallingford</td><td>281,645</td><td>281,645</td><td></td></tr></table> <p>Appraised value cannot exceed 105% of the purchase price limit.</p>	Connecticut Housing Finance Authority - SALES PRICE LIMITS									Effective June 4, 2018									Fairfield County			Litchfield County, cont.			New Haven County, cont.					Existing	New		Existing	New		Existing	New		Bethel	553,760	553,760	Canaan	329,290	329,290	Prospect	281,645	281,645		Bridgeport	553,760	553,760	Colebrook	329,290	329,290	Seymour	281,645	281,645		*Targeted Areas	676,820	676,820	Cornwall	329,290	329,290	Southbury	281,645	281,645		Brookfield	553,760	553,760	Goshen	329,290	329,290	Wallingford	281,645	281,645	
Connecticut Housing Finance Authority - SALES PRICE LIMITS																																																																															
Effective June 4, 2018																																																																															
Fairfield County			Litchfield County, cont.			New Haven County, cont.																																																																									
	Existing	New		Existing	New		Existing	New																																																																							
Bethel	553,760	553,760	Canaan	329,290	329,290	Prospect	281,645	281,645																																																																							
Bridgeport	553,760	553,760	Colebrook	329,290	329,290	Seymour	281,645	281,645																																																																							
*Targeted Areas	676,820	676,820	Cornwall	329,290	329,290	Southbury	281,645	281,645																																																																							
Brookfield	553,760	553,760	Goshen	329,290	329,290	Wallingford	281,645	281,645																																																																							
RESERVES	Reserve requirements for 2-4 family properties must be in compliance with insurer (i.e. FHA, VA, USDA-RD or PMI) or investor (i.e. FNMA / FHLMC) guidelines.																																																																														
INTERESTED PARTY CONTRIBUTIONS	<i>Insurer or Investor guidelines will apply.</i>																																																																														
HOMEBUYER EDUCATION	<ul style="list-style-type: none">3-Hr. Counseling Certificate required for at least one borrower/co-borrower. <i>(An optional 8-Hr. in-depth counseling is also accepted.)</i>Landlord Certificate also required if purchasing 2-4 family unit.On-Line Homebuyer counseling is available through eHome America in partnership with CHFA. <i>(See Homebuyer and Lender Online Registration Instructions)</i>																																																																														
ELIGIBLE MORTGAGE INSURERS	<ul style="list-style-type: none">Government loans must be insured through FHA, VA, USDA-RD.Conventional loans must be originated under HFA Preferred™ (PMI) or HFA Advantage® (PMI) Loan Programs.																																																																														
MORTGAGE INSURANCE COVERAGE	<i>Insurer or Investor guidelines will apply.</i>																																																																														
FEDERAL RECAPTURE TAX	<p>Subject to Federal Recapture Tax unless:</p> <ul style="list-style-type: none">Home sold more than nine (9) years after purchaseNo profit (capital gain) on saleHousehold Income is below Recapture Tax Limit at time of sale <p><i>(See eligibility for CHFA reimbursement – Form 049-0313 if recapture tax payment is required)</i></p>																																																																														
SERVICER	<ul style="list-style-type: none">Idaho Housing Finance Association; Service Released Lenders <i>(HomeLoanServ for loss payee clauses & Servicing Transfer Notice)</i>AmeriNat - (FICO score ≤ 618); Service Released LendersService Retained Lenders - (FICO score ≤ 618) retain servicing.																																																																														

CHFA LOAN PROCESSING SUCCESS TIPS

**ALL FILES MUST BE FULLY UNDERWRITTEN & CLEARED TO CLOSE
BY THE LENDER'S UNDERWRITER PRIOR TO SUBMISSION TO CHFA**

1. There are four (4) CHFA overlays that apply to all loans:
 - a. Income Limits
 - b. Sales Price Limits
 - c. First Time Homebuyer Eligibility (*waived in Targeted Areas for loans without DAP*)
 - d. Maximum Total Debt Ratio = 45%
(*Loans with CHFA DAP must meet DAP ratio guidelines of 35% / 43%.*)
2. Most recent 3 years signed Federal Tax Returns **OR** Transcripts are required for loans in non-targeted area.
(*Targeted Areas require 1 year signed Federal Tax Returns or Transcripts*)
3. An Income Calculation Worksheet must be provided for all files and include both repayment and CHFA income limit calculations. Lenders can use the CHFA worksheet or their own.
4. CHFA Borrower Eligibility Certificate is required for all loans and **MUST BE COMPLETED IN FULL**. The borrower(s) must be listed in line #24 of form in addition to, all other occupying household members.
5. FFIEC.gov census tract validation to be provided in all files and verified in LOS.
6. Follow Insurer i.e. FHA, VA, USDA-RD or PMI or Investor i.e. FNMA, FHLMC guidelines for first mortgage loan.
7. Follow AUS Findings. Make sure all Non-Government Loans are entered into AUS under HFA Preferred™ **or** HFA Advantage®, as applicable.
8. Review Commitment for Mortgage Purchase for accuracy of terms as soon as received from CHFA.

TIPS FOR SUBMITTING LOANS FOR CHFA REVIEW

1. Follow CHFA Processing and File Submission order Checklists. There are six (6) types:
 - a. Idaho Housing and Finance Assoc. (Conventional -or- Government), as applicable.
 - b. AmeriNat (Conventional) -or- Service Release Lenders (Government), as applicable.
 - c. Downpayment Assistance Program (CHFA) Servicers (IHFA - or- AmeriNat & Service Retained Lenders [C4C]).
2. Confirm the interest rate, point, and program type in LOS and on Loan Documents BEFORE submission to CHFA.
NOTE: The CHFA LOS Administrator or Sr. Processor in your organization can edit loan information in LOS.
3. The Loan Transmittal must be signed and dated by Lender's Underwriter and must match the AUS Findings.
4. LOS must be updated with accurate information which matches the final signed Transmittal and 1003.
5. Additional Data Screen must be submitted in CHFA LOS and 1003 must be uploaded and "submitted" in CHFA LOS prior to submitting loan files for review. (*The 1003 submission is under "X" Government Monitoring.*)
6. Documents to be uploaded via ShareFile, accessed through the LOS system.

SPECIAL NOTE: All Missing Exhibit Letters from CHFA must be reviewed by the Lender's UNDERWRITER to ensure requested items will clear conditions upon CHFA second review of file for approval.

TIPS FOR PROCESSING LOANS WITH DAP

1. All CHFA DAP loans must be closed in the name of the Connecticut Housing Finance Authority – 999 West Street, Rocky Hill, CT 06067.
2. DAP worksheet must be completed accurately in CHFA LOS prior to submission to CHFA.
(all changes to worksheet calculations must be updated).
3. Remember the maximum hours allowed for calculating repayment income is **sixty (60) hours per week**.
(this includes combined income from base salary, overtime or second job).
4. All Collection accounts must be paid prior to closing, regardless of AUS Findings with the exception of Medical Collections. This includes payoff of all delinquent IRS tax obligations currently in repayment.
5. Review paystubs and bank statements for additional deposit accounts not disclosed as well as direct deposits, garnishments and transfers. Document all undisclosed activity shown on these documents.
6. All liquid asset accounts must be disclosed and verified (*most recent 3 months statements required*). Any deposit or withdrawal greater than or equal to 10% of borrower's gross monthly income to be sourced.
7. Apply "common-sense" underwriting! If borrower has borderline credit history, no rental history, substantial overdrafts and little savings – additional alternative credit may be requested. Document the file; tell CHFA why the file should be approved.
8. Verify that the terms of DAP/Subordinate financing is correctly stated in AUS.
9. Refer to CHFA Operating Manual Sec. 8 – Downpayment Assistance Program and DAP Matrix in the CHFA Loan Program Outline and Underwriting Guide for questions on DAP eligibility, underwriting guidelines and overlays.

HAZARD INSURANCE - MORTGAGEE CLAUSE GUIDE

First Mortgage - Service Released: Idaho Housing and Finance Association =

HomeLoanServ, its successors and/or assigns as their interests may appear: **P.O. Box 818007 – Cleveland, OH 44181**

Second Mortgage – CHFA Downpayment Assistance Program

Idaho Housing and Finance Association = **Connecticut Housing Finance Authority C/O HomeLoanServ**, its successors and/or assigns as their interests may appear: **P.O. Box 818007 – Cleveland, OH 44181**

First Mortgage - Service Released: AmeriNat =

Connecticut Housing Finance Authority C/O AmeriNat, its successors and/or assigns as their interests may appear:

217 S. Newton Avenue – Albert Lea, MN 56007

Second Mortgage – CHFA Downpayment Assistance Program

Capital for Change, Inc. (C4C) = **Connecticut Housing Finance Authority C/O Capital For Change, Inc. (C4C)**, its successors and/or assigns as their interests may appear: **10 Alexander Drive – Wallingford, CT 06492**

First Mortgage - Service Retained: Lender/Servicer =

Connecticut Housing Finance Authority C/O (Lender/Servicer Name), its successors and/or assigns as their interests may appear: **(Lender/Servicer Address)**

Second Mortgage – CHFA Downpayment Assistance Program

Capital for Change, Inc. (C4C) = **Connecticut Housing Finance Authority C/O Capital For Change, Inc. ,** its successors and/or assigns as their interests may appear: **10 Alexander Drive – Wallingford, CT 06492**

PROGRAM QUICK REFERENCE GUIDES

Statewide Income Limits: Home of your Own / Homeownership / Reverse Annuity Mortgage (RAM)

Town Income Limits: All other Programs except where not applicable (*i.e. Targeted Areas for loans without CHFA DAP*)

Targeted Area discount .25%: May not be combined with program interest rate reduction of .125% as shown below

Rate Reduction of .125%: Home of your Own / Homeownership / Military / Police / Teachers

Asset Requirements N/A: Police / Teachers (*Retirement accts are always excluded from asset tests*)

Recapture Tax: FHA 203(k) Renovation Programs / CHFA Insured Pilot / HFA Advantage[®] / HFA Preferred[™]
Home of Your Own / Homebuyer Mortgage / Homeownership / Military / Mobile-Manuf. Home / Police / Teachers

NO Recapture Tax: Downpayment Assistance Program (DAP) / Reverse Annuity Mortgage (RAM)

HOMEBUYER EDUCATION REQUIREMENTS

“All Borrowers” Attend - Pre-Closing 3 Hour

- Homeownership Program
- CHFA Insured Pilot Program

These Programs below Require “At Least One Borrower/Co-Borrower Attend” – Pre-Closing 3 Hour

Online option offered thru e-Home America - (Approx. 5 - 6 hour course - curriculum similar to 8 hour in-depth class)
(See Online Homebuyer Education (eHome America) Registration and/or Lender Registration instructions)

(Optional 8 Hr. in-depth housing counseling course is also accepted)

203(k) FHA Rehabilitation	Military
HFA Advantage[®]	Mobile/Manuf. Homes
HFA Preferred[™]	Police
Homebuyer Mortgage	Reverse Annuity Mortgage (RAM) (Class offered by: Bridgeport Neighborhood Trust, Inc. 570 State Street – Bridgeport, CT 06604-4504 is required counseling)
Home of Your Own	Teachers

If purchasing a 2 - 4 family property – A Landlord Education Certificate is also required

CHFA SINGLE FAMILY- SPECIAL PROGRAMS

UNDERWRITING INFORMATION

&

GENERAL QUESTIONS

Phone: (860) 571-3502

Fax: (860) 571-3550

Email: sfaminquiry@chfa.org

CHFA MAKES EVERY EFFORT TO ENSURE THE QUALITY, CONTENT, ACCURACY AND COMPLETENESS OF THIS INFORMATION. CONTENT MAY BE SUBJECT TO CHANGE AS A RESULT OF UPDATES AND CORRECTIONS TO THE PROGRAMS. CHFA RESERVES THE RIGHT TO REVISE AND/OR ALTER THESE GUIDELINES AT ANY TIME.

Manual Revision 2-19-2020